

The CEMIG logo is displayed in a bold, white, sans-serif font. The letter 'E' is stylized with a horizontal gap. A small green dot is positioned above the letter 'M'. The logo is enclosed within a thin, rounded green border.

OUR ENERGY
TRANSFORMS

The background of the image features a person's profile in a thoughtful pose, with their hand resting on their chin. The scene is overlaid with a green-tinted financial chart showing various data points and trends. A large, stylized green arrow points from the right side of the image towards the center, partially overlapping the person's face and the chart.

ACCELERATING CEMIG'S VALUE CREATION
AND TRANSFORMATION

Some statements and estimates in this material may represent expectations about future events or results that involve risks and uncertainties known and unknown. There is no guarantee that the events or results referred to in these expectations will occur.

These expectations are based on present assumptions and analyses from the viewpoint of our management, based on their experience, the macroeconomic environment, market conditions in the energy sector and our expected future results, many of which are not under Cemig's control.

Important factors that can lead to significant differences between actual results and projections about future events or results include Cemig's business strategy, Brazilian and international economic conditions, technology, Cemig's financial strategy, changes in the energy sector, hydrological conditions, conditions in the financial markets, uncertainty regarding future results of operations, plans and objectives as well as other factors. Because of these and other factors, our actual results may differ significantly from those indicated in or implied by these statements.

The information and opinions contained herein should not be understood as a recommendation to potential investors and no investment decision should be based on the truthfulness, or completeness as of the date hereof of this information or these opinions. None of Cemig's professionals nor any of their related parties or representatives shall have any liability for any losses that may result from the use of the content of this presentation.

To evaluate the risks and uncertainties as they relate to Cemig, and to obtain additional information about factors that could lead to different results from those estimated by Cemig, please consult the section on Risk Factors included in our Formulário de Referência filed with the Brazilian Securities Commission – CVM, and in Form 20-F filed with the U.S. Securities and Exchange Commission – SEC.

In this material, financial amounts are in **R\$ million (R\$ mn)** unless otherwise stated. Financial data reflect the adoption of IFRS

The background features a dark teal color with several overlapping, semi-transparent green circles of varying sizes. A prominent horizontal bar with rounded ends, glowing with a bright green gradient, is positioned across the middle of the image. The text 'CEMIG' is centered within this bar.

CEMIG

OVERVIEW

CEMIG – Largest integrated utility

#1

Integrated - Leader in Renewable
100% of our generation is renewable

CEMIG GT

4th largest transmission group*
6th largest generator group

Largest trading company

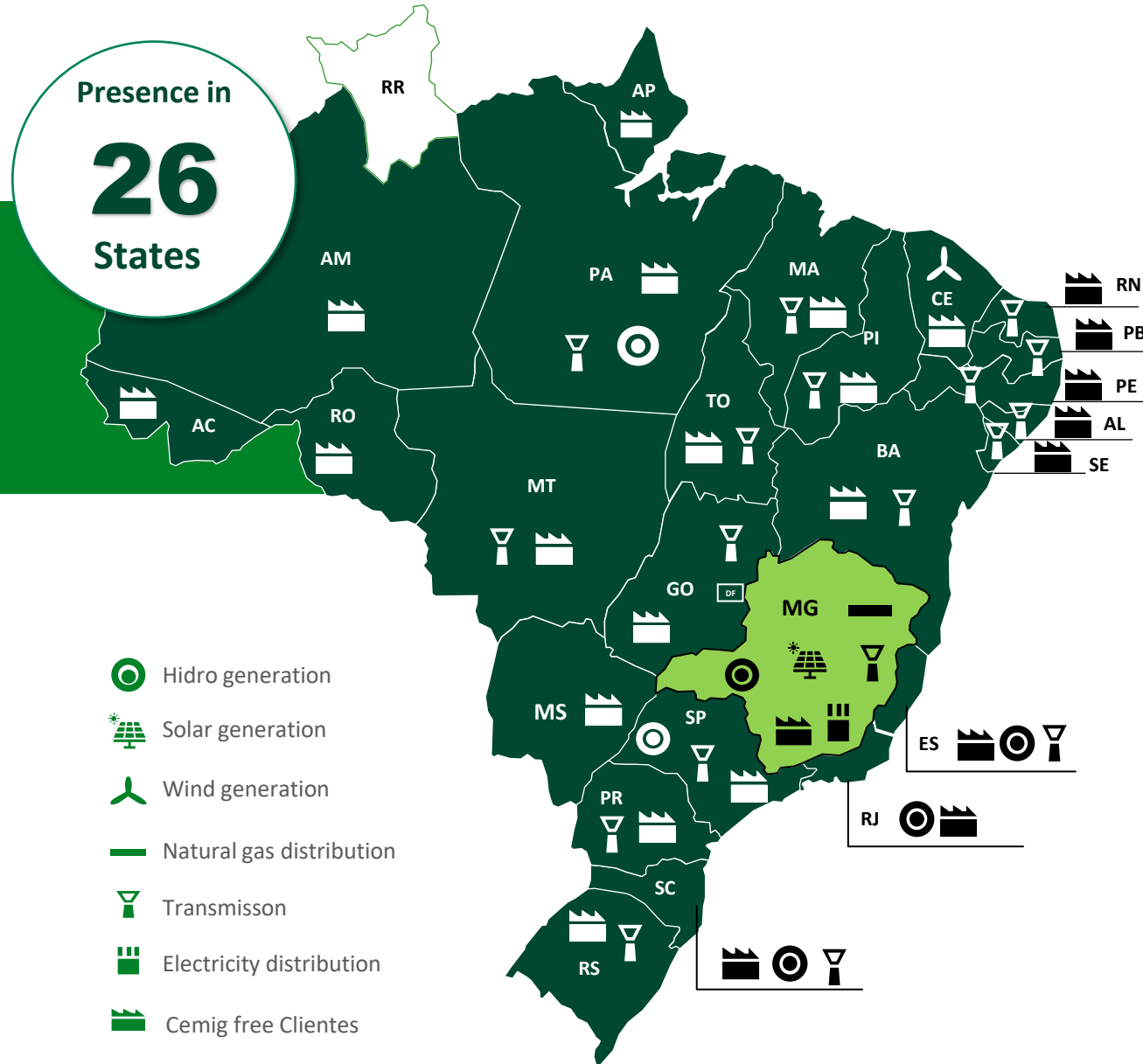
Largest energy supplier for free clients 15% market share

CEMIG D – Concession area the size of Spain

Largest energy distribution concession in the country

- ✓ >9 million clients in 2022
- ✓ 46.6 thousand GWh of distributed energy in 2022
- ✓ >558 thousand Km of lines

*Considering a proportional 21.68% stake in TAESA's RAP



Integrated portfolio making it possible to capture synergies and reduce risks

Generation

5.3 GW
69 Power plants



Transmission

- 5,017 km
- 47 substations
- 21.68% stake in TAESA's RAP

Distribution

- >9.0 million customers
- Area size of Spain
- 774 municipalities
- 558,031 km Grid
- Retail largest distribution company

Trading

- Highest power trading
- 15% of market share
- More than 4,500 free clients

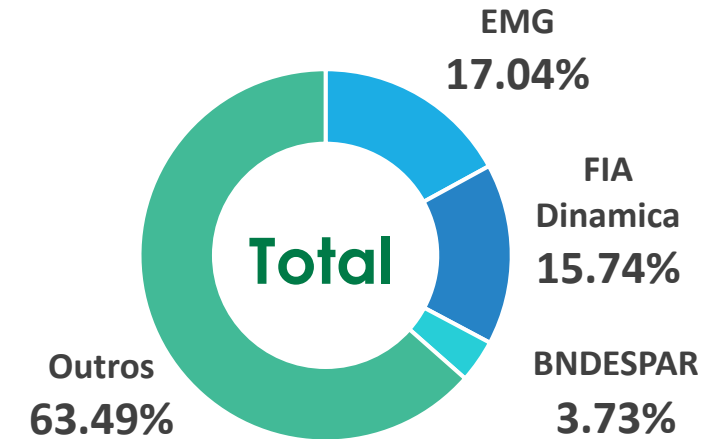
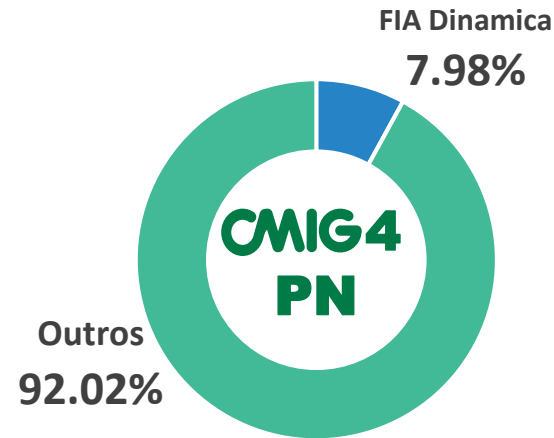
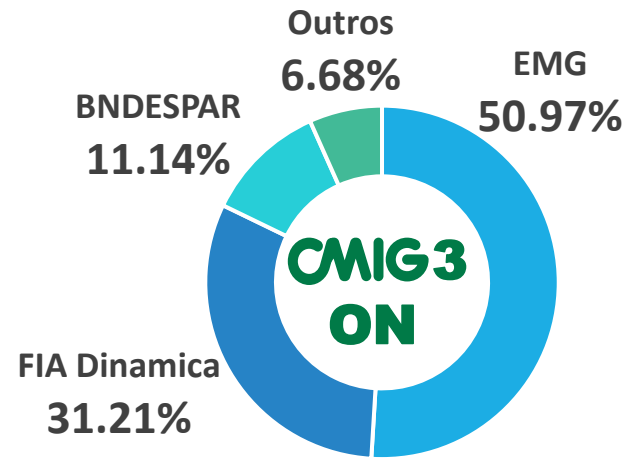


Natural Gas

- >82.000 customers
- 46 municipalities
- 2.8 million m³
Average daily volume

Shareholder structure - Based in State of Minas Gerais

September 2023



Among the most liquid stocks in Brazil's electricity sector

- Listed on New York, São Paulo and Madrid
- More than **300,000 shareholders** in 36 countries
- Average daily trading volume in 2022
R\$130.0 mn in B3 and **US\$15.2mn** (R\$79.5 mn) in NYSE



Solid dividend policy

- **Payout - 50%**
- The minimum annual dividend guaranteed to the preferred shares – R\$0,50/share



Best-in-Class Corporate Governance

- Board of Directors - eleven members
 - ✓ Ten members have the characteristics of an Independent Board Member, by the criteria adopted by the Dow Jones Sustainability Indexes (DJSI) / nine by IBGC
- Present for 23 years in the Dow Jones Sustainability Index (the only company in the sector in Latin America) and main indexes (ISEE, ICO2, IGCX, among others)

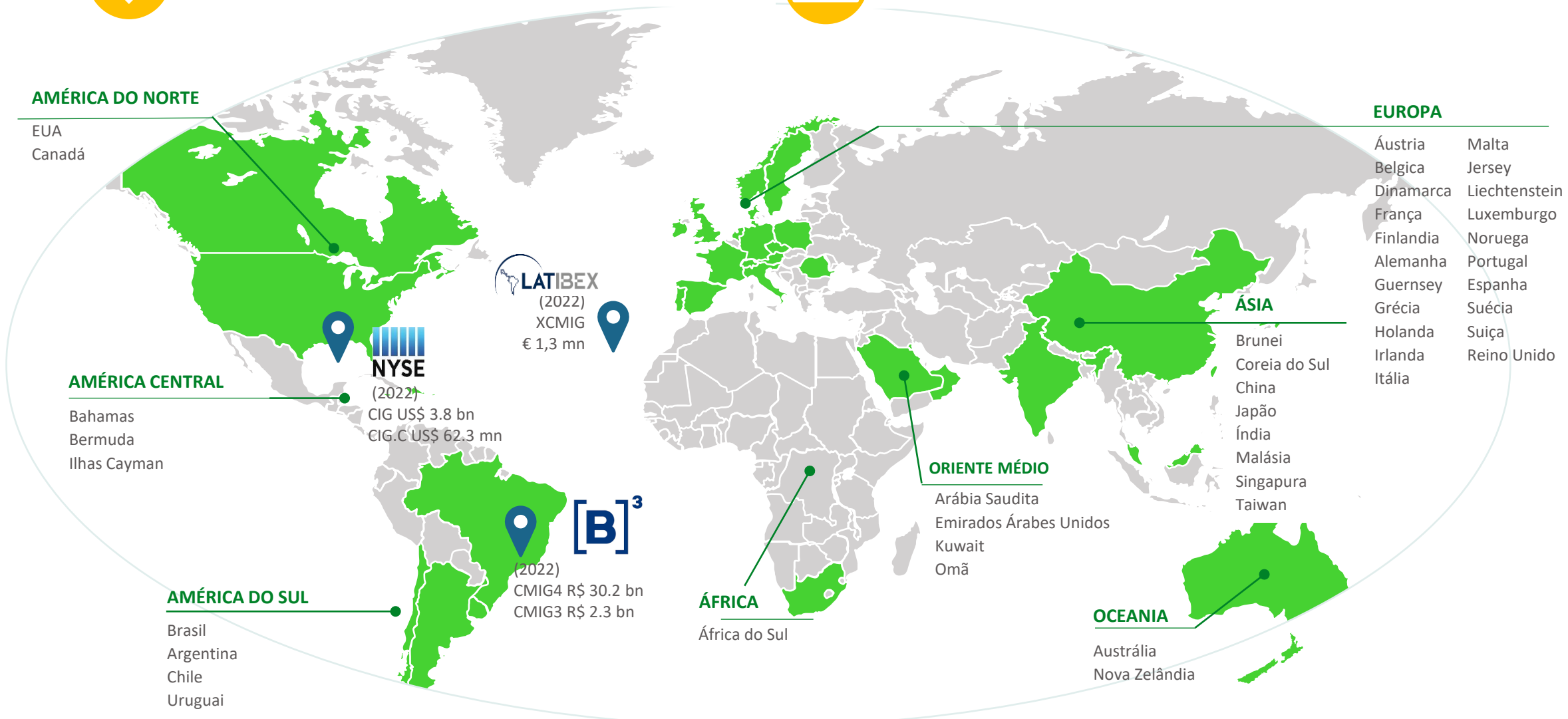
Strong shareholders base assures liquidity



Average daily trading volume in 2022
R\$130,0 mn in **B3** and **US\$15.2 mn** (R\$79.5 mm) in **NYSE**





Listed on New York, São Paulo and Madrid
 More than 300,000 shareholders in 36 countries



STRATEGY

**INVESTMENTS FOCUSED ON MINAS GERAIS,
SEEKING MAXIMIZATION OF RESULTS
THROUGH SUSTAINABLE MANAGEMENT**



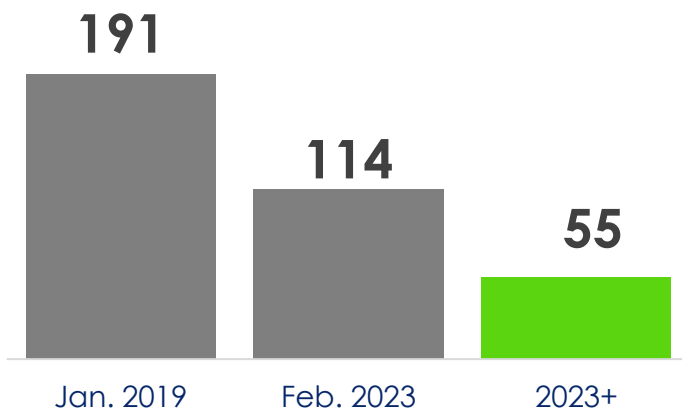
Divestiment, simplification of stockholding structure

R\$ 2.1 billion cash inflow from completed divestments since 2019

R\$ 1.9 billion of cash injections avoided (in the investees divested)

R\$ 1.1 billion in tax credits

Stockholding interests – after disposals
(number of investee companies)



Advantages gained
(obligations reduced)

- Guarantees reduced
- PPA released
- Cash preserved (no cash injections)

Disposals completed:

Light, Renova, Santo Antônio, Ativas, Axxiom, Baguari.

In conclusion: Retiro Baixo, and 15 SHPPs, **~R\$300 million** cash inflow forecast

The image features a dark teal background with several large, semi-transparent green shapes. On the left is a large ring. On the right is a thick, curved arrow pointing right. In the center, a white rounded rectangle contains the text 'ESG' in a bold, white, sans-serif font.

ESG

CEMIG reaffirms its **commitment** to sustainability through practices of **environmental conservation, social responsibility** and **corporate governance**

ENVIRONMENTAL PRACTICES

Proactive implementation of best environmental practices




SOCIAL WELLBEING

Action to enable social development through directed initiatives

CORPORATE GOVERNANCE


Corporate governance model led by transparency and equity

Initiatives ratify Cemig's commitment to being sustainable



CLEAN200™


TOP-RANKED BRAZILIAN COMPANY IN CARBON CLEAN200™



MOVIMENTO AMBIÇÃO NET ZERO


INVESTMENTS IN CLEAN GENERATION; DE-ACTIVATION OF CEMIG'S ONLY THERMAL PLANT IN 2029

IN THE DOW JONES INDEX FOR THE LAST 23 YEARS




Dow Jones Sustainability Indexes


FIRST-EVER ISSUE IN CEMIG'S HISTORY OF DEBT SECURED ON SUSTAINABLE PROJECTS




CONSERVATION AND REFORESTATION OF ATLANTIC FOREST AND CERRADO TO RESTORE LOCAL LANDSCAPE AND BENEFIT BIODIVERSITY




Planting of more than **1 million saplings** in the next 5 years



Maintenance of **1200 hectares** (equivalent to 1,200 soccer fields)



Investment of More than R\$ 107 million



In line with the **Global Biodiversity Framework** and **SDG15**

ENERGY **100%**
CLEAN AND RENEWABLE



97%



2%



1%





LOW INCOME TARIFF

- **1,187,000** families benefited
- Number of beneficiaries increased by **more than 100%** from 2018 to 2022
- Inclusion of a total population equal to that of Belo Horizonte
- Families inscribed **save** an average of **R\$ 56.00** per month* on their energy bills

ENERGIA LEGAL program

- **Regularize** supply in **poor communities**
- **Greater safety for the population**
 - lower non-technical losses
 - increased quality of supply
- **240,000 families** benefited by 2027, for investment of **~R\$ 1 billion**

MINAS LED program

- **490 municipalities** participating
- More than **120,000 public lighting points** will be replaced
- Investment of **R\$ 103 million**

* Based on average ticket for Cemig low-voltage supply – 132 kWh (R\$ 103.88).

Consolidation of a progressive organizational culture, creating a secure, meritocratic, diverse and inclusive environment, enabling sustainable enterprise results

CULTURE THAT VALUES THE CLIENT

Client satisfaction as principal factor directing the organization's culture



CULTURE OF EXCELLENCE

Inspirational leadership, high-performance teams, meritocracy and excellent results

Presence in Major Sustainability Indexes



Cemig has been on the index for **23 consecutive years**, and is **the only company in the Americas in the electric sector**



Rating AA, Best rating of the Brazilian electric sector



Member of the FTSE4Good Global Index (UK), with a score of 3.5, higher than the electricity sector average of 2.7



Present in B3's Corporate Sustainability Index since its creation, being one of the 40 Brazilian companies



One of the leading companies in water and climate management practices in Latin America, "A-"



Considered as "medium risk" by Sustainalytics



Cemig is part of B3's ICO2 Carbon Efficient Index portfolio



"Prime" rating, with **maximum score in Eco-Efficiency**



Bronze classification in Standard & Poor's sustainability ranking. Top 10% performance of companies in the electrical sector evaluated



Cemig ranks 37th - and 2nd best among Brazilian companies in the Top 100 Green Utilities Ranking based on carbon emissions and renewable energy

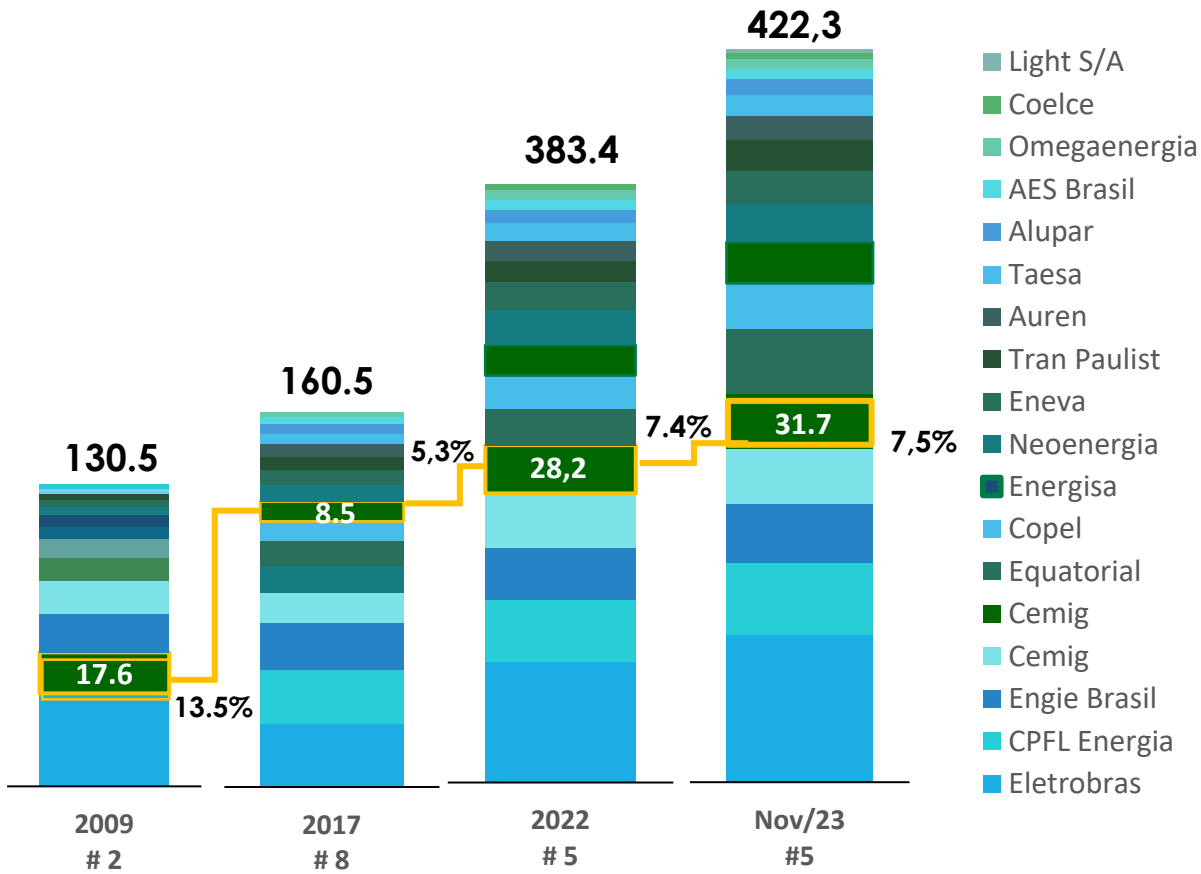
The background features a dark teal gradient with large, semi-transparent, glowing green and blue circular and curved shapes. A central white rounded rectangle with a thin blue border contains the text.

Results

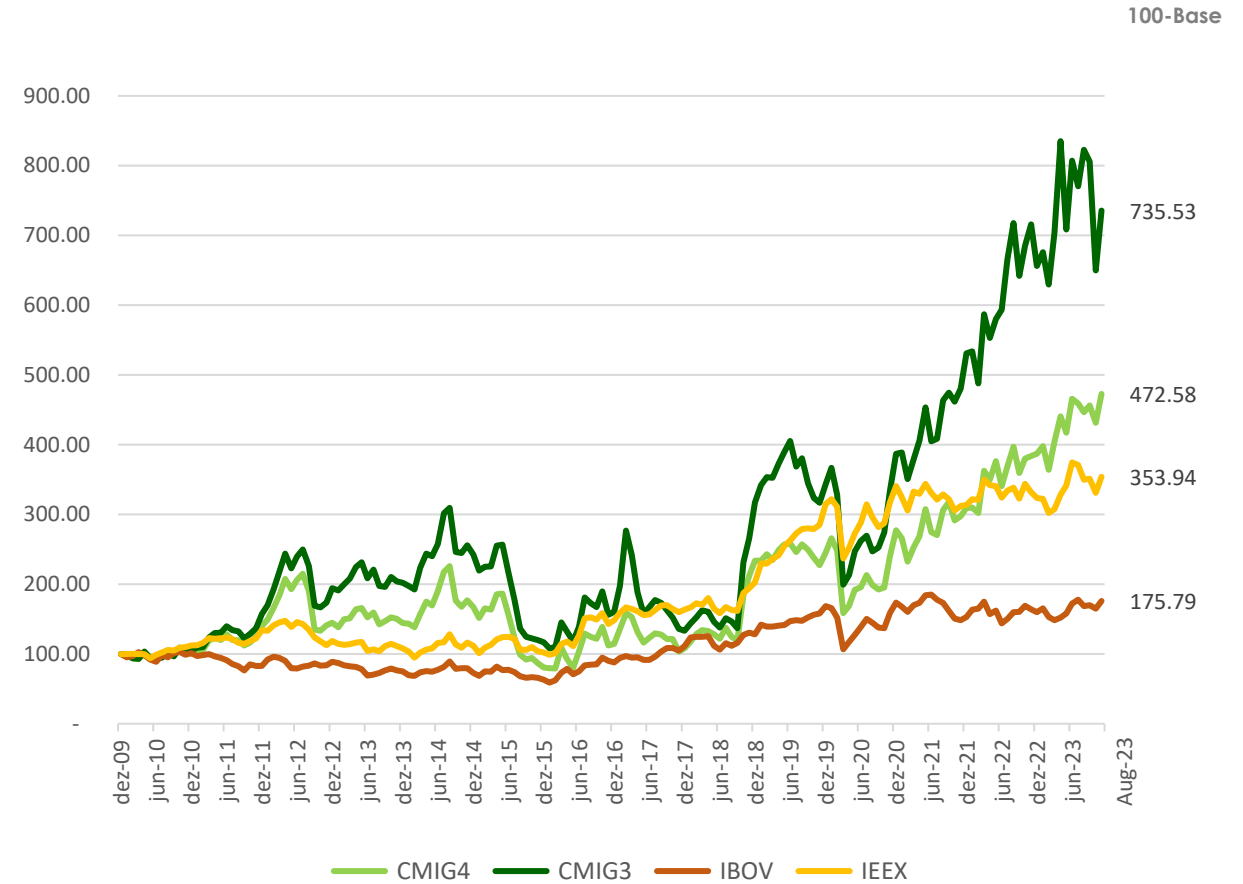
CEMIG - Recovery of representativeness in the sector

Market Cap

Electric sector (R\$ bn)

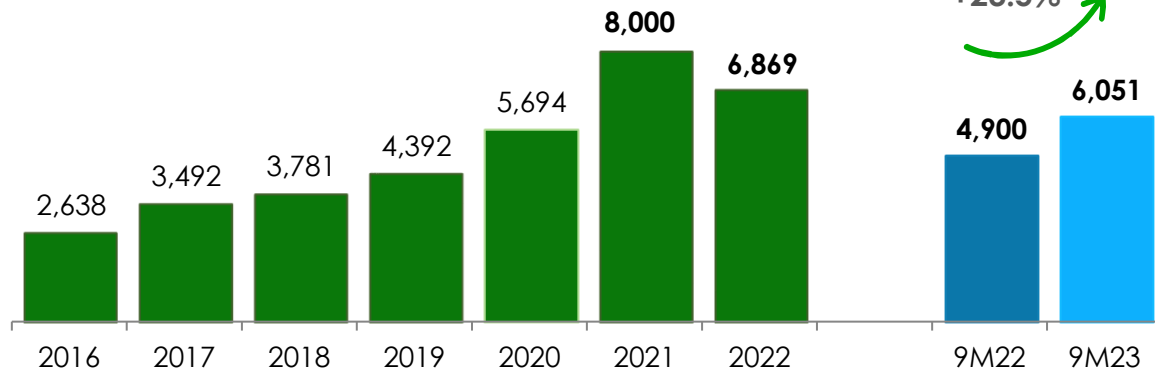


Stock Evolution

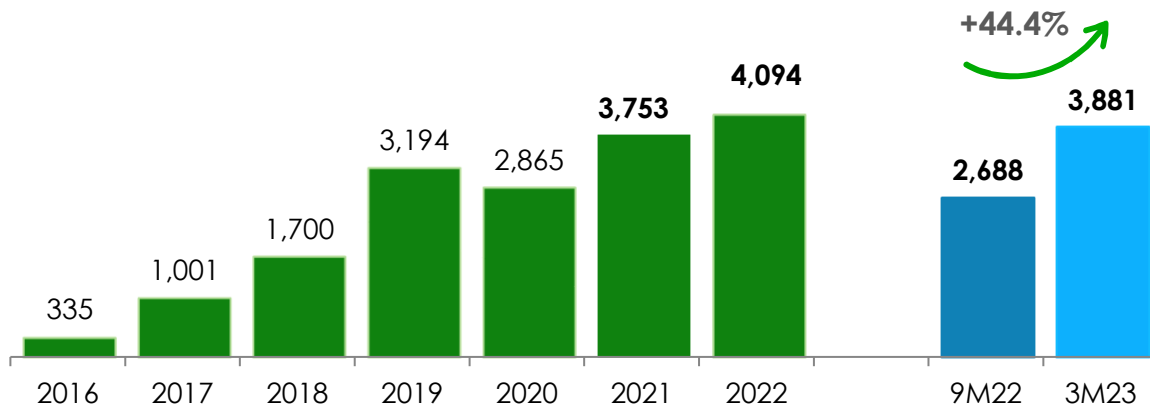


Cemig position in the ranking

Ebitda – R\$million



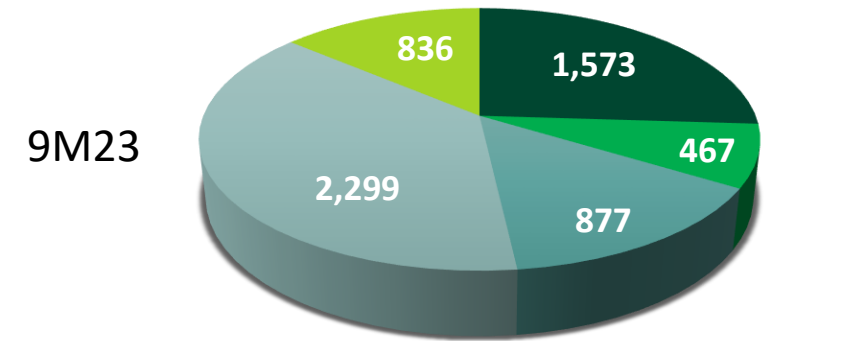
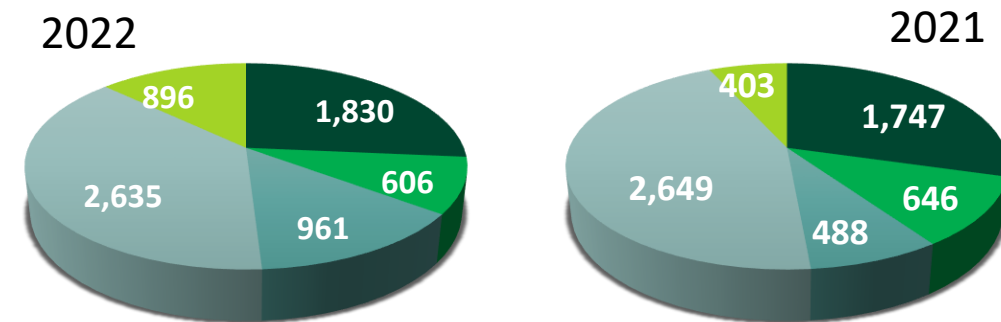
Net Income – R\$million



Diversified

Low Risk Business Portfolio
Most of the revenues are inflation protected

Breakdown of Ebitda (Adj)



■ Generation ■ Transmission ■ Trading
■ Distribution ■ Investees

Shareholder remuneration is **among the highest** in the industry.

Our dividend policy, **payout de 50%**, provides adequate remuneration to our shareholders and allows us to execute our **Investment Plan**

Shareholder remuneration **in 2022**

Total Earnings
R\$2,233 million

2022
Yield
8.46%

2021
Yield
15.28%

Shareholder remuneration **in 2023**

To be paid with the mandatory minimum dividend for 2023

Total JCP
R\$1.3 billion

JCP
R\$424 mn
R\$0.19278/share

JCP
R\$427 mn
R\$0.1939/share

JCP
R\$418 mn
R\$0.1899/share

For more details about record date, ex-dividend date, values per share, visit the IR website [DIVIDENDS - CEMIG RI](#)

Best ratings in CEMIG's history

Upgrades of Cemig's ratings reflect

- reduction of leverage and improved operational performance

FitchRatings		Investment Grade									Speculative grade							
		AAA	AA+	AA	AA-	A+	A	A-	BBB+	BBB	BBB-	BB+	BB	BB-	B+	B	B-	CCC+
	2009																	
	2018																	
	2022																	

STANDARD & POOR'S		Investment Grade									Speculative grade							
		AAA	AA+	AA	AA-	A+	A	A-	BBB+	BBB	BBB-	BB+	BB	BB-	B+	B	B-	CCC
	2009																	
	2018																	
	2022																	

MOODY'S		Investment Grade									Speculative grade							
		AAA	AA+	AA	AA-	A+	A	A-	BBB+	BBB	BBB-	Ba1	Ba2	Ba3	B1	B2	B3	Caa1
	2009																	
	2018																	
	2022																	

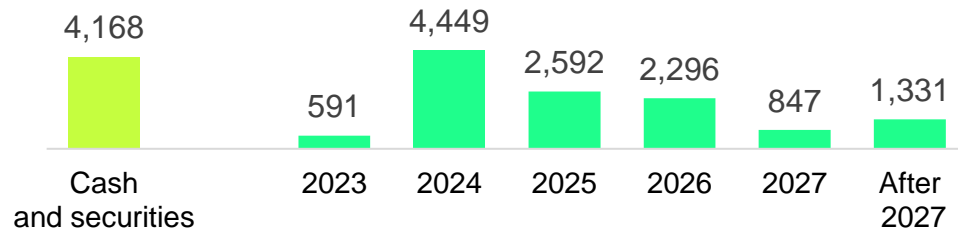
 Brazilian scale
  Global scale

Debt and leverage remain low – ensuring financial sustainability to execute our investment program

Maturities timetable

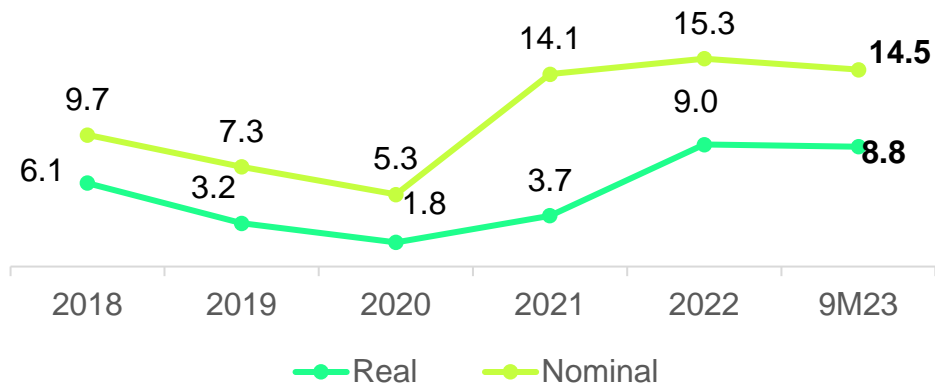
Average tenor: **2.6 years**

Net debt (Debt – Cash and securities): **R\$7.9 billion**
 Total net debt (Net debt – Hedge): **R\$7.6 billion**



Debt in USD protected by hedge instrument, within an FX variation range – converted to % of Brazilian CDI rate.

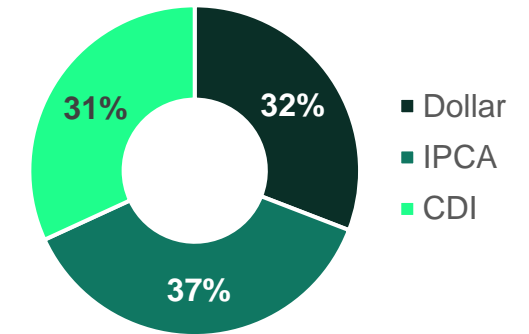
Cost of debt %



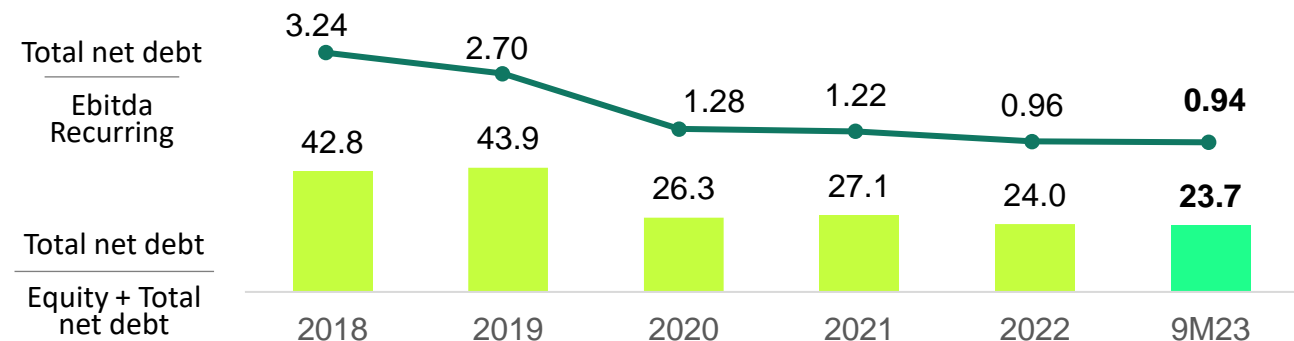
Ratings



Breakdown by type



Leverage %



Investment program – execution

Cemig invested R\$3.332 billion in 9M23 (61.1% of its complete investment program)

R\$1,623 million invested in 3Q23



Distribution

R\$2,346 million

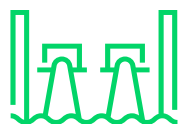
Investments in maintenance and modernization of the electricity system



Transmission

R\$123 million

Strengthening and upgrading – with increase in RAP

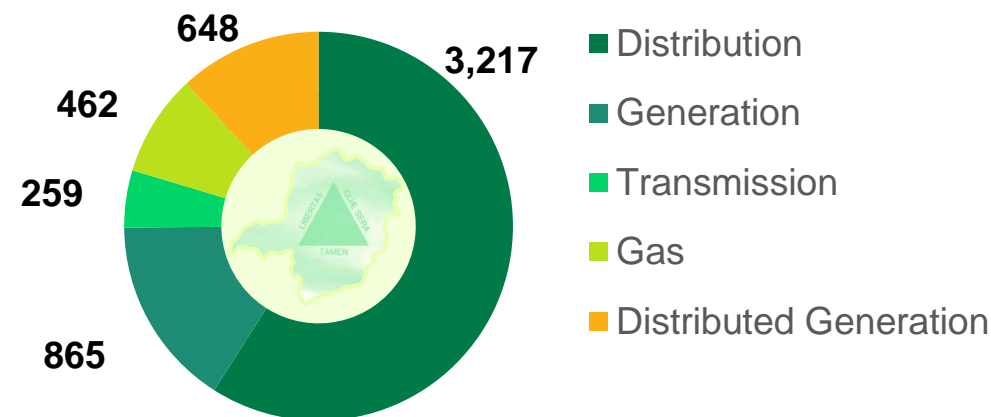


Generation

R\$580 million

Expansion and modernization of generation assets

Investment planned for 2023
R\$5,451 million



GAS

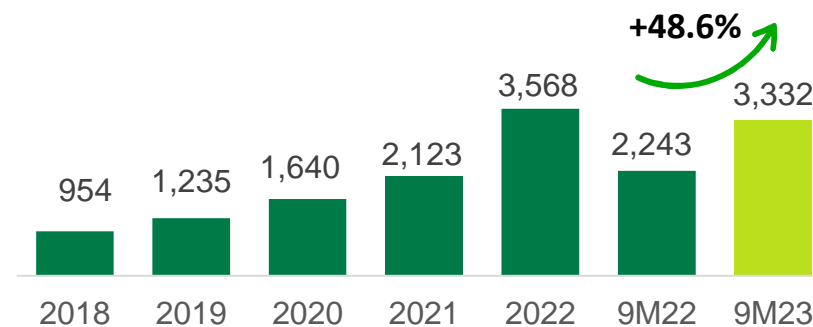
R\$207 million

Infrastructure and others

Distributed Generation

R\$76 million

Infrastructure and others



An abstract graphic consisting of several overlapping circles and arcs in shades of green and blue. A large, light blue circle is on the left, and a large green arc is on the right. A smaller green circle is in the center, overlapping the larger ones. A white rounded rectangle is superimposed over the center, containing the text.

STRATEGY


FOCUS ON **MINAS**
FOCUS ON THE **CLIENT**

CEMIG's "Focus and Win!" Strategy




Distribution

- **Focus on client** (achieve top-level **NPS** in 2027)
- **Capex excellence: Invest R\$ 18.4 bn** by 2027 Management of **revenue**
- **Operational efficiency**



Generation

- **Add ~1.1GW_{average}** by 2027 – **invest R\$ 12.5 bn** by 2027 preferably in **renewables**
- **Divest** Small Hydro Plants
- **Expansion** through **new products**




Transmission

- **Invest R\$ 3.0 bn** by 2027 in network **strengthening and enhancement**
- **Expand transmission** via auctions and project M&A – **investing R\$ 0.5 bn** by 2027



Trading

- **Strengthen positioning** in most profitable segments
- **Contracts: Active management**
- **Excellent risk management**
- **Expand offer** with attractive **new products**



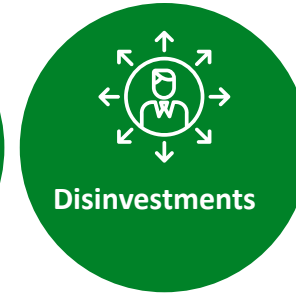
Distributed-generation

- **Develop new solar farm** projects, with **capex of R\$ 3.2 bn** (by 2027) adding **540MWp**
- **Digitalize** trading model and client service
- **Sustainability** of the **DG model**



Gasmig

- **Strengthen potential** of the business's potential, **investing R\$ 2.3 bn** by 2027 – adding **86,000 clients** by 2027 Improve **governance**



Disinvestments

- **Disinvest other businesses** – especially **minority** Interests and **jointly-controlled** investees.



Innovation/Technology

- **Invest R\$0.5 bn** in new growth avenues and opportunities to increase efficiency of present businesses. Modernize platforms and infrastructure, with capex of **R\$ 0.7 bn**

Accelerating Cemig's transformation

25

Focus on Cemig D and GT: lead in customer satisfaction and safety; achieve regulatory efficiency levels, through management with a modern, sustainable and private logic, TSR of 21%, making investments of around R\$42.1 billion with a focus on Minas Gerais

100% DIGITAL

Digitalize and transform processes in interactions with clients.

2



1

ENCHANT THE CLIENT

Transform the client's experience to achieve top position in client satisfaction (NPS: top 3; IASC: score 80)



3

MAXIMIZE EFFICIENCY

Increase profit of current businesses, with Ebitda impact of R\$ 600mn and risks reduction.



CREATE VALUE

4

Invest to modernize core businesses, expand activity and develop businesses for the future, creating higher value (TSR: 20%)



5

AGILE MANAGEMENT, WITH SECURITY

Implement modern, private-sector, sustainable management principles, and culture of results.





CAPEX
2023 - 2027

Largest investment plan in CEMIG's history – underlines the strategy: **“FOCUS AND WIN!”**

Focus on Minas Gerais

In power generation, transmission and distribution, providing **excellent service to the client**, with **safety and maximum efficiency**, through **sustainable management based on results**, while making the largest **investments in the company's history**.



**Investments of R\$ 42.1 billion
in 2023–2027**

Regulated sectors – networks with monopoly

- R\$18.4 billion in Distribution
- R\$3.5 billion in Transmission
- R\$2.3 billion in natural gas

Free markets – competitive environments

- R\$13.4 billion in generation
- R\$1.4 billion in innovation and IT
- R\$3.2 billion in distributed generation

CAPEX – CEMIG DISTRIBUTION



LARGEST INVESTMENT IN CEMIG'S HISTORY

CAPEX in 2018–2022: R\$ 7.2 billion

HIGH VOLTAGE



R\$ 2.5 billion – 64 substations (new stations + expansion), 1,800 km of lines

MEDIUM VOLTAGE



R\$ 2.9 billion – 118,000 works, connection of >900,000 new clients and 194,000 new installations in Distributed Generation

PROTECTION OF REVENUE



R\$ 0.4 billion – 235,000 smart meters, substitution of 862,000 obsolete meters

IMPROVEMENT OF NETWORKS



R\$ 1.4 billion – 18,500 reclosers, upgrading of thousands of km of network

CAPEX in 2023–2027: R\$ 18.3 billion

MINAS 3-PHASE PROGRAM

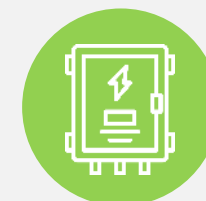


Conversion from single phase to 3-phase

30,000 km



Construction of **3,524 km** of distribution lines




1,250,000 smart meters



'Low-voltage Zero':

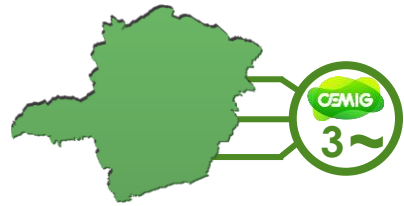
246,000 connections to combat losses



MORE POWER program:

Construction of **136** Substations

Better **Reliability** and **Quality** in service to clients in the countryside



Conversion of 30,000 km networks from **single-phase** to **three-phase**
Interconnections for operational flexibilities and automation of protection systems



Transforming subsistence **agriculture** into **agribusiness**

- Making more energy available for development of the countryside areas of Minas Gerais



Total investment planned through 2027: **R\$ 1.8 billion**

Initiatives planned for 2023

- Campaign for payment by **PIX; digital invoicing**
- **Past due notification** by **WhatsApp** and the *Cemig Atende* **app**
- **2 million** temporary disconnections of supply for **default**
- **80,000** remote suspensions via **smart meters**
- **6 million Serasa** and **SCPC** credit registry postings, or notary's-office protests
- Campaigns for **renegotiation of debts**
- **Regularization** of the debt of **Public authorities and hospitals**, together with Energy Efficiency actions
- **Credit cards** accepted for past due debts (bulletproofing our credit risk)
- Expansion of the **Social (low-income) Tariff**

ROBUST GROWTH UNDER THIS ADMINISTRATION

INVESTMENT RESUMED

- From 2009 to 2018 Cemig invested less than R\$ 135 million/year in generation and transmission, without expansion or construction of any new generation plant
- New investments in generation approved in 2022, and in execution, include:
 - 274 MWp in floating solar plants (R\$ 1.7 billion)
- After 22 years, Cemig again bids and wins a contract in a Transmission auction (Auction 02/2022)

PLANNING FOR 2023–2027



Renewal of concessions
1,335 MW¹



Wind – onshore and offshore
290 MW



Solar – conventional and floating
1,260 MW



R\$ 12.6 billion

Expansion of generation – 100% RENEWABLE

Commitment to sustainable management



Works in **full swing**



80% of works completed



Cemig's power is **100% renewable**

UFV Boa Esperança - 100 MWp (Advogado Eduardo Soares)

City: Montes Claros (MG state)
Planned capex: **R\$ 500 million**



UFV Três Marias Jusante 88 MWp

City: Três Marias (MG state)
Planned capex: **R\$ 400 million**



“ Works in progress – All suppliers contracted ”


Development of 100% renewable projects

Largest **floating photovoltaic projects** in Brazil, with concession grants issued

Três Marias Distributed Generation solar plant: **78 MWp**

Emborcação Distributed Generation solar plant: **157MWp**

Cajuru Distributed Generation solar plant: **39MWp**



- Municipality: Três Marias, Minas Gerais.
- Expected start of operation: 2026

- Municipality: Araguari, Minas Gerais
- Expected start of operation: 2026

- Municipality: Carmo do Cajuru, Minas
- Expected start of operation: 2025

Portfolio of investments in transmission

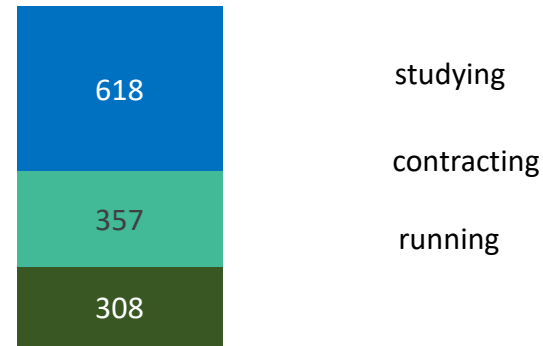
Straightening and enhancement

- Investments focused on updating and modernization of assets, enabling increased in **BRR**
- **26 projects** currently being installed in Minas Gerais state
- Investments between R\$500/R\$600 million/Year

Expansion

- **Cemig GT won Lot 1** of Aneel Auction 2/2022: construction of the **165km** 230kV transmission line connecting the Governador Valadares 6 substation (in Minas Gerais) to the Verona substation (in Espírito Santo).
- Aneel estimated capex: **R\$ 199 million**
- Deadline for completion: 60 months
- Date for signature of concession contract: March 30, 2023

Investment in updating and modernization (R\$ x million)




Barreiro Substation (1)
Investment of R\$ 115 million





Focus on development of proprietary **Renewable Generation** projects, especially in **Minas Gerais**



Continue studies for disruptive projects, aligned with the Company's **ESG policies**



Competitiveness in Transmission **Auctions**;

Efficiency in strengthening and enhancement of the transmission network



Best project management practices, ensuring final works are in line with specification



In management of generation and transmission assets,
maintain **high levels of availability**, above market benchmarks



In operation of generation and transmission assets,
consolidate **remote operation** of largest plants and substations



Focus on **operational efficiency**

Retail market – Trading opportunities 2024

Potential of the retail market

(Brazil, clients still captive, Group A)

Demand range (=D) (kW)	Number of consumers	Total consumption (MW _{average})	Average consumption (MW _{average} / consumer)
500 > D > 300	6,312	339	0.054
300 > D > 100	69,835	2,478	0.035
D < 100	77,158	937	0.012
TOTAL, high voltage	153,305	3,754	0.024

Assumptions:

- We expect 80% of retail customers still in the captive market who have demand below 500 KW to migrate by 2032:
 - **3,000 MW_{average}**
 - **123,000** consumer units
- In Dec. 2028, Cemig would be serving 20% of these consumers:
 - **600 MW_{average}**
 - **24,500** consumer units



- Structuring of an **area dedicated** to the retail market
- **Adaptation** of products to the **needs of smaller clients**
- **Digitization** of customer service processes and **automation**
- **Marketing action** to promote **Cemig in the Free Market**

Energy 100% clean and renewable

- From 2019 to 2022 R\$ 175 mm was invested in buying assets, and R\$ 70 mn in closing transactions for new photovoltaic plants
- R\$ 640 mm injected in 2023 for investments in expansion of the asset portfolio
- These new investments will add 125 MWp of supply to clients, doubling the company's operational capacity
- Target: R\$ 3.2 bn by 2027, adding 540MWp
- Average real return between 11% and 14%.





Serve **2 more meso-regions** of Minas Gerais

Expand use of the **existing gas pipelines**

Add **86,000 new clients**

Build **1,331 km of network**

Invest **R\$ 2.3 billion** in the gas distribution system

Diversify suppliers of gas through **public tenders**

Study use of **Biomethane in distribution**

“ **Strengthen**
Gasmig’s
presence in
Minas Gerais
State ”

CENTER-WEST PROJECT

- 300 km of network to be built
- **Investment of R\$ 780 million**
- **24 months of works from 2023**

EXTREMA PROJECT – POUSO ALEGRE

- Connection to transport pipeline
- 130 km of network to be built
- **Investment of R\$ 300 million**
- Works from 2025

The background features a dark teal color with several overlapping, semi-transparent shapes in shades of green and blue. A central white rounded rectangle with a thin blue border contains the text. The text is in a bold, white, sans-serif font, arranged in two lines.

**Distribution
Business**



AMBITION

Transform Cemig D into a benchmark for the distribution sector and an inducer of development of the state of Minas Gerais: Leader in client experience (top 3 in NPS) and safety – **with performance at least at regulatory levels (increase Ebitda by R\$ 2bn, DEC at 95% of regulatory limit, FEC at 70% of regulatory limit)** – prepared for the future through **investments** in smart grids, smart networks, **digitalization and analytical capacity.**



STRATEGIC GUIDELINES



Center on the client

– transform the client's experience, **investing in digitalization**



Revenue

Optimize revenue management, leveraging on **analytical capacity** and **data** to maintain regulatory levels of losses and default



Efficiency

Increase operational efficiency, applying **innovation** and **technological solutions** to keep costs within regulatory levels



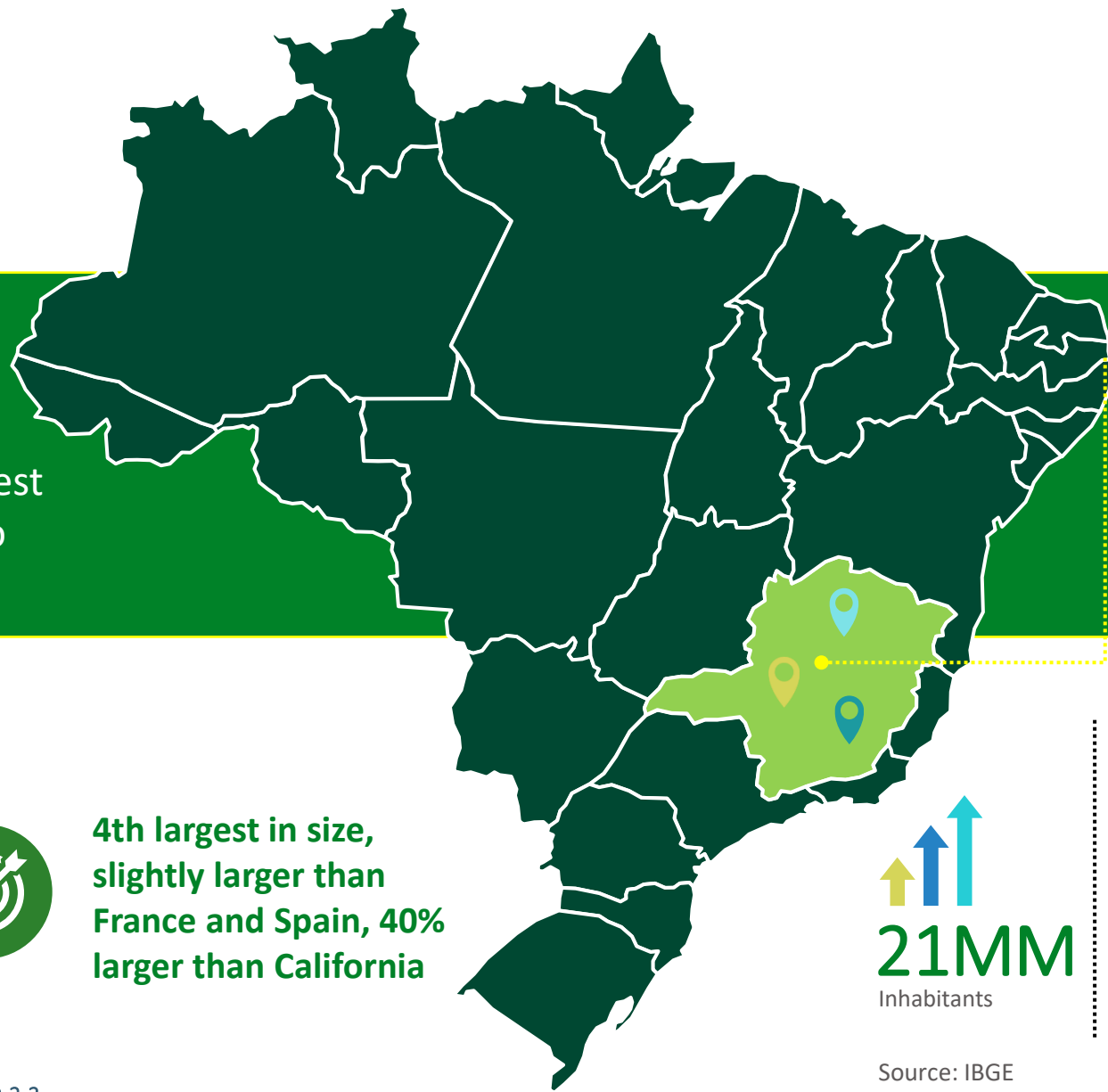
Induce growth

Induce expansion of the market, via investment – create virtuous cycle of **growth:** regulatory remuneration < > improvement of performance.

Our energy transforming the lives of the people of Minas Gerais

MG

Minas Gerais has the 3rd largest GDP in Brazil, behind only São Paulo and Rio de Janeiro



GDP

GDP MG 2022: R\$924 bn (+3.5%)
GDP Brasil 2022: R\$9.9 trillion(+2.9%)
Growth Expectation 2022 : +2.9%



2nd largest population in Brazil, approx. 10% of the country's population



4th largest in size, slightly larger than France and Spain, 40% larger than California

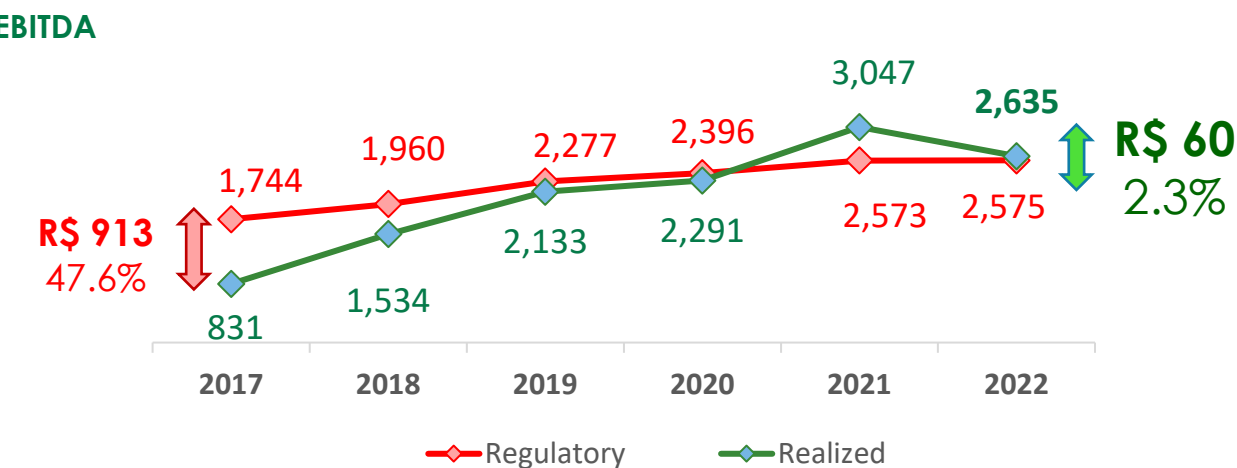
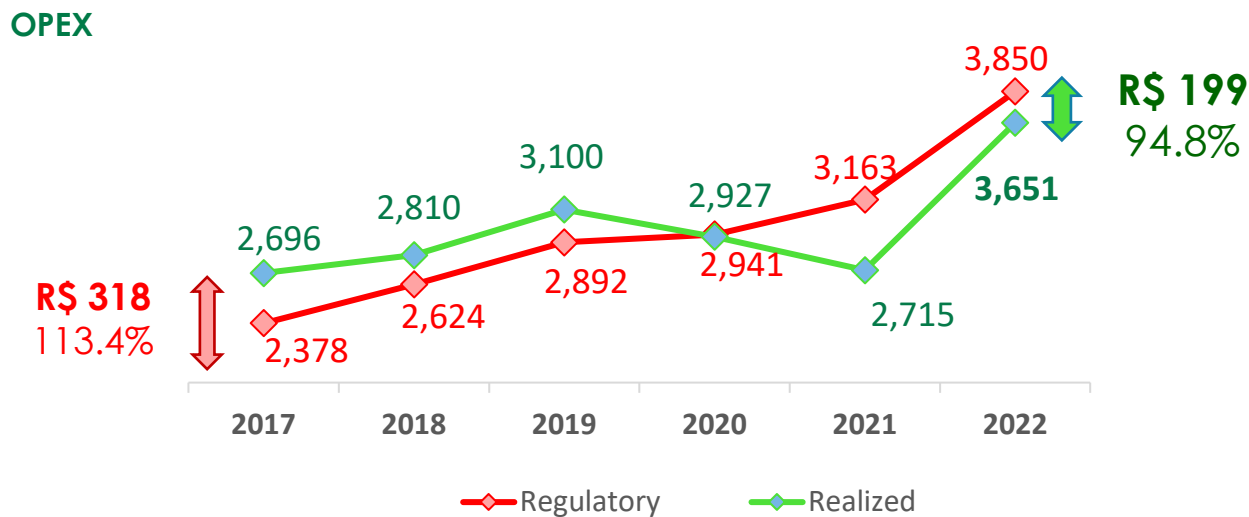
21MM
Inhabitants

- Average Income(2021) R\$ 2,277
- HDI (2010) 0.731
- IDEB – Early years in elementary school (2019) 6.3

Source: IBGE

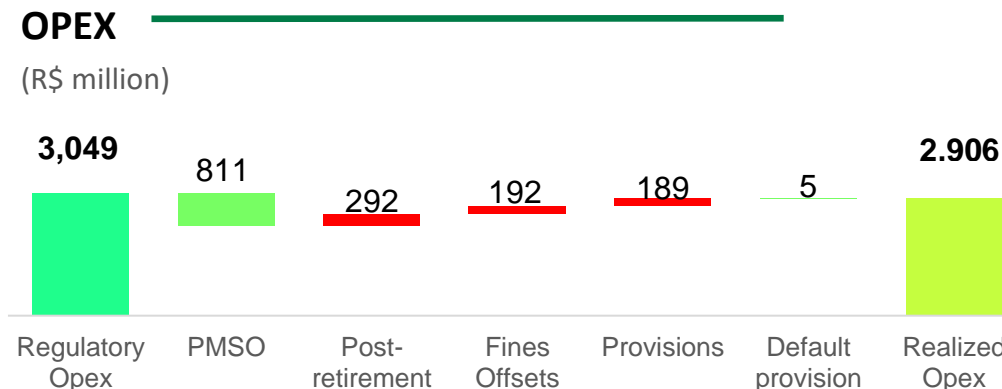
Cemig D - Opex and Ebitda x regulatory level

Opex and Ebitda within regulatory parameters



R\$ mm
Realized / Regulatory, %

9M23



Commitment to **operational efficiency**: Efficiency gains of **R\$143** million, with Opex remaining **4.7% below** regulatory level

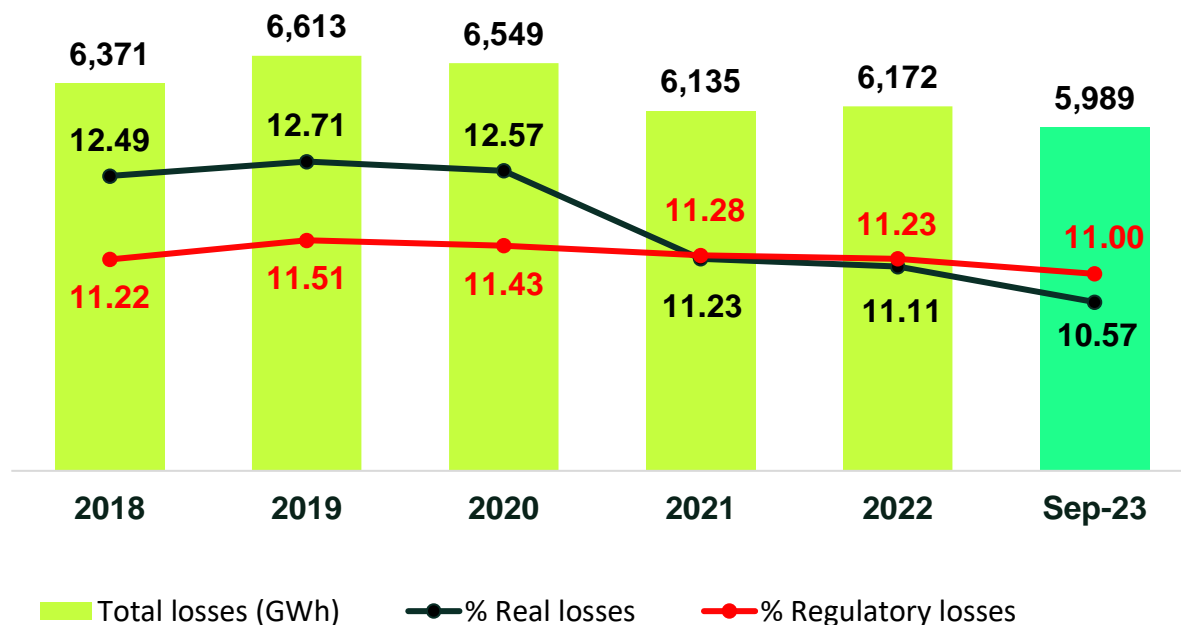


Management discipline kept operational result compliant with limit Ebitda is **R\$ 163 million**, or **7.6% above** regulatory level in 9M23

ENERGY LOSSES WITHIN REGULATORY LIMIT

TOTAL LOSSES





12-month mobile window



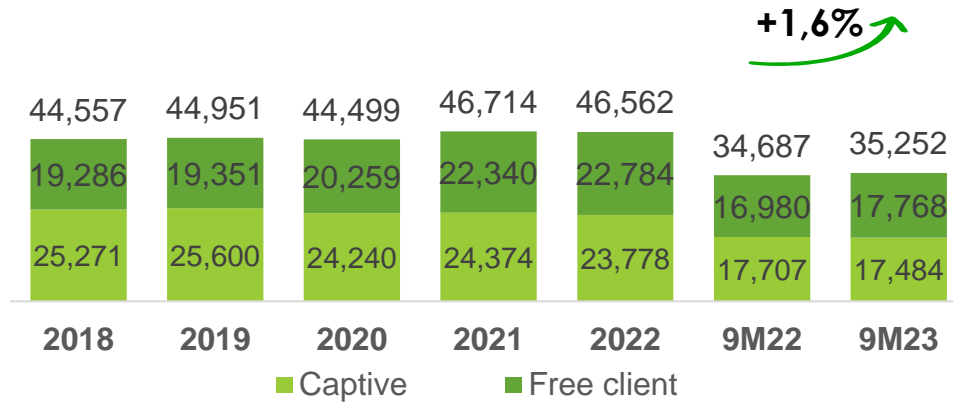
“ Robust investments and actions of our Energy Recovery Plan have enabled losses to be kept below regulatory limits

COMPLETED INITIATIVES

9M23

- 
288,000 inspections made - 76% of total planned for 2023
- 
551,000 obsolete meters replaced, 91% of 2023 target
- 
Conventional meters being continuously replaced by smart meters –52,000 by September 2023
- 
Energia Legal Program: regularization for 8,000 families in low-income communities

Cemig D - market



Connection of future loads of **2,681 MW** in progress

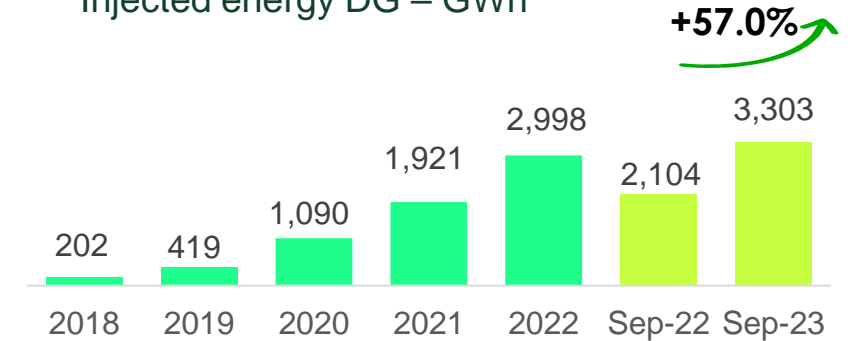
Cemig inaugurated **12 substations**; 15 more to be finalized in 2023

Carmo do Rio Claro 2 substation started operation - **R\$53** million investment, providing energy availability and quality to 61,000 people in Southeastern Minas Gerais

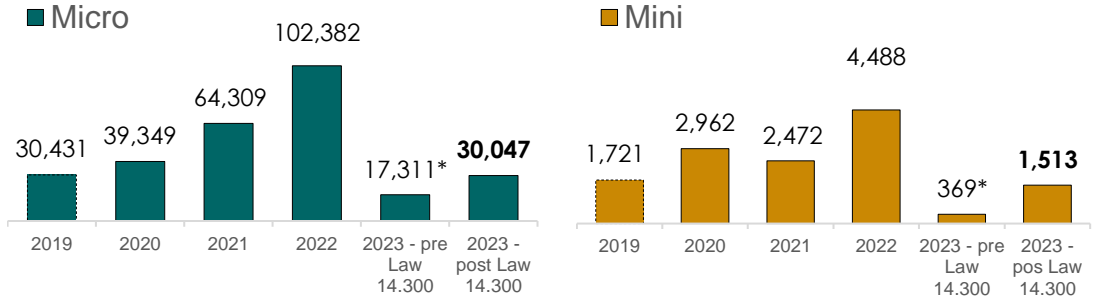
Distributed Generation market



Injected energy DG – GWh



Distributed Generation market



*Pre-negotiated contracts until January 7, 2023

Aneel approved tariff review in the Technical Note 12/2023 STR/ANEEL

Regulatory asset base (RAB)	2013	2018	2023
Remuneration Base – gross R\$	15,724	20,490	25,587
Remuneration Base – net R\$	5,849	8,906	15,200
Average depreciation rate	3.84 %	3.84%	3.95%
WACC	7.51%	8.09%	7.43%
Remuneration of the special obligations	-	149	272
CAIMI R\$	147	333	484
QRR R\$ - Depreciation (Gross RAB x Dep rate)	590	787	1,007
Remuneration of capital R\$ (Net RAB x WACC)	587	1,236	1,976

“

*The **tariff reviews occur every 5 years**, and the next one will take place in **May 2028***

”

Generation, Transmission and Trading business

AMBITION



- (i) **Increase** total generation capacity by **1,100 MW_{average}** by 2027, focused **on renewables**;
- (ii) increase **efficiency** of the generation base,

STRATEGIC GUIDELINES



Expand generation

Increase total generation by **~1,100 MW_{avg}** by 2027, and – in hydro, wind and solar projects with appropriate financial returns



Operational efficiency

Increase operational efficiency, taking **PMSO** expenses to market levels



Disinvest from assets that are destroying value, with no opportunity for turnaround

in assets that destroy value and have no opportunity for turnaround.



New products

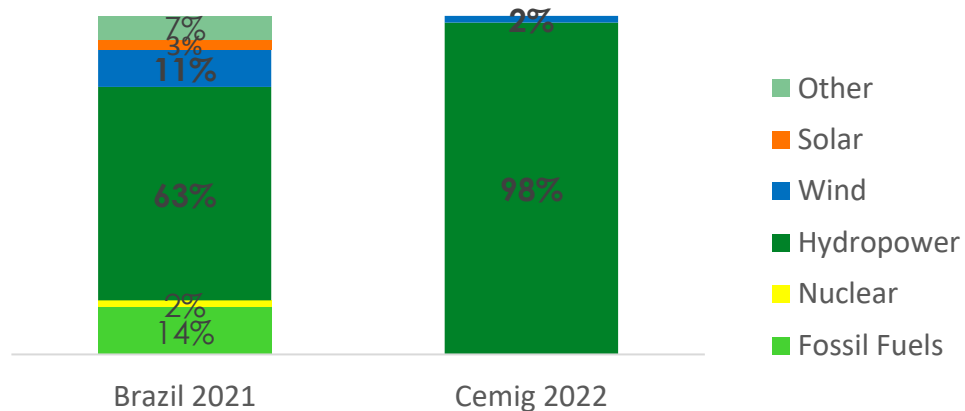
Expand generation capacity through **new products**

Energy Matrix - 100% renewable

Source	Installed Capacity (MW)			
	2022	%	2020	%
Hydro	5.369	97.3	5,969.4	98.18
Wind	147	2,7	115.2	1.9
Solar	1.4	0.03	1.4	0.02
TOTAL	5,517	100	6,086.0	100

“ *100% of Cemig's installed capacity comes from renewable energy sources* ”

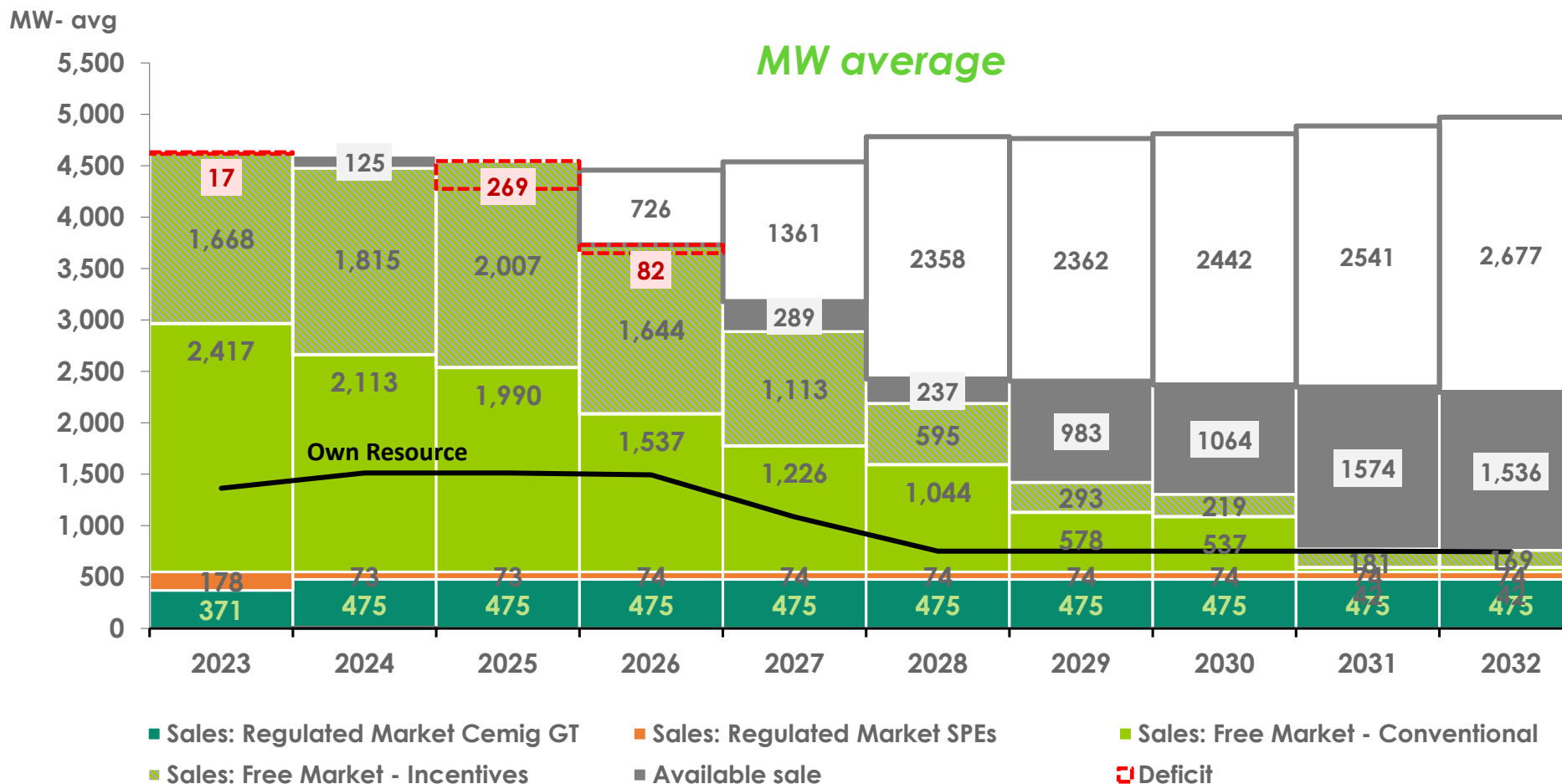
Energy Matrix



3.8% percentage that Cemig represents in Brazil's existing installed capacity

CEMIG group: Supply and demand

Updated in September 2023



Regulated market Sales price

Power plant End Concession	R\$/MWh
Queimado Jul/34	323.08
Irapé Sep/37	323.08
Poço Fundo May/52	250.03

Prices - jul/23

RAG* Lote D - R\$580 mm

Value for cycle 2023/2024. The main plants are entitled to RAG until January 2046

*Annual generation revenue

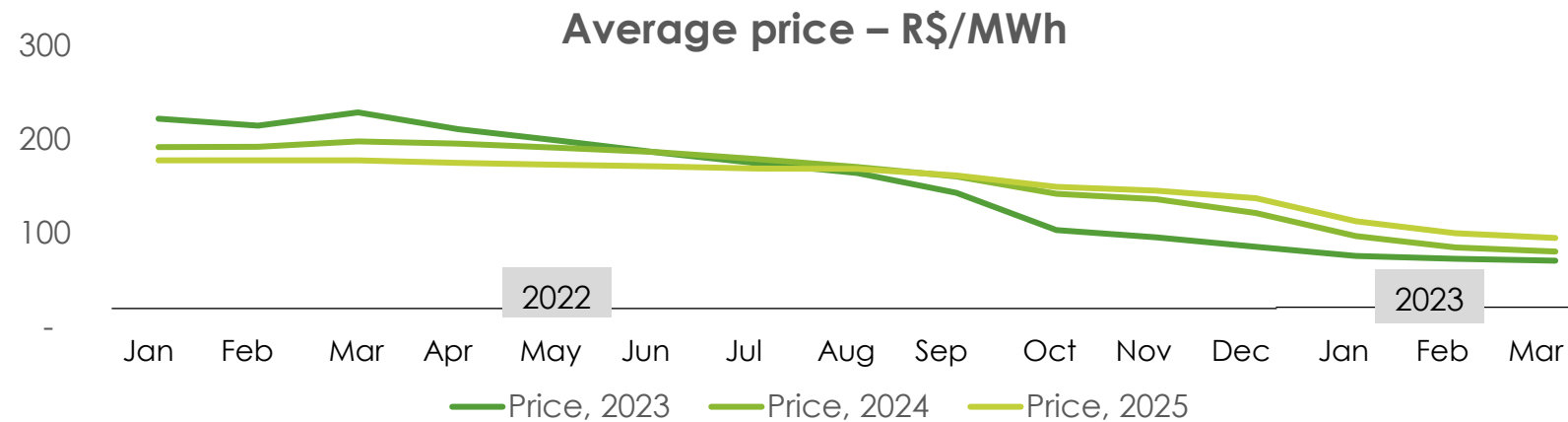
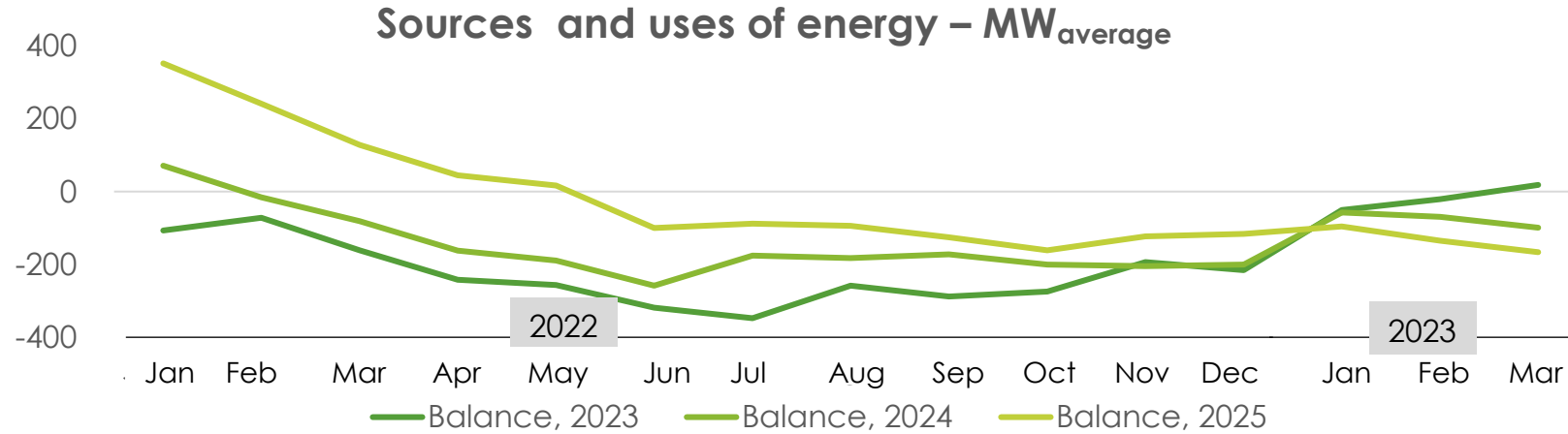
Cemig group - Considers the total availability of the Cemig group's generation companies (Cemig GT, Sá Carvalho, Horizontes, Cemig PCH, Rosal, Cemig Geração Três Marias, Cemig Geração Salto Grande, Cemig Geração Itutinga, Cemig Geração Camargos, Cemig Geração Leste, Cemig Geração Oeste, Cemig Geração Sul), plus purchases from outside sources.

Note: 2023: balance with the effect of the GSF forecast for the year of 0.87. From 2024: structural energy balance

Accurate decision-making

Energy balance positions from Jan. 2022 to Mar. 2023

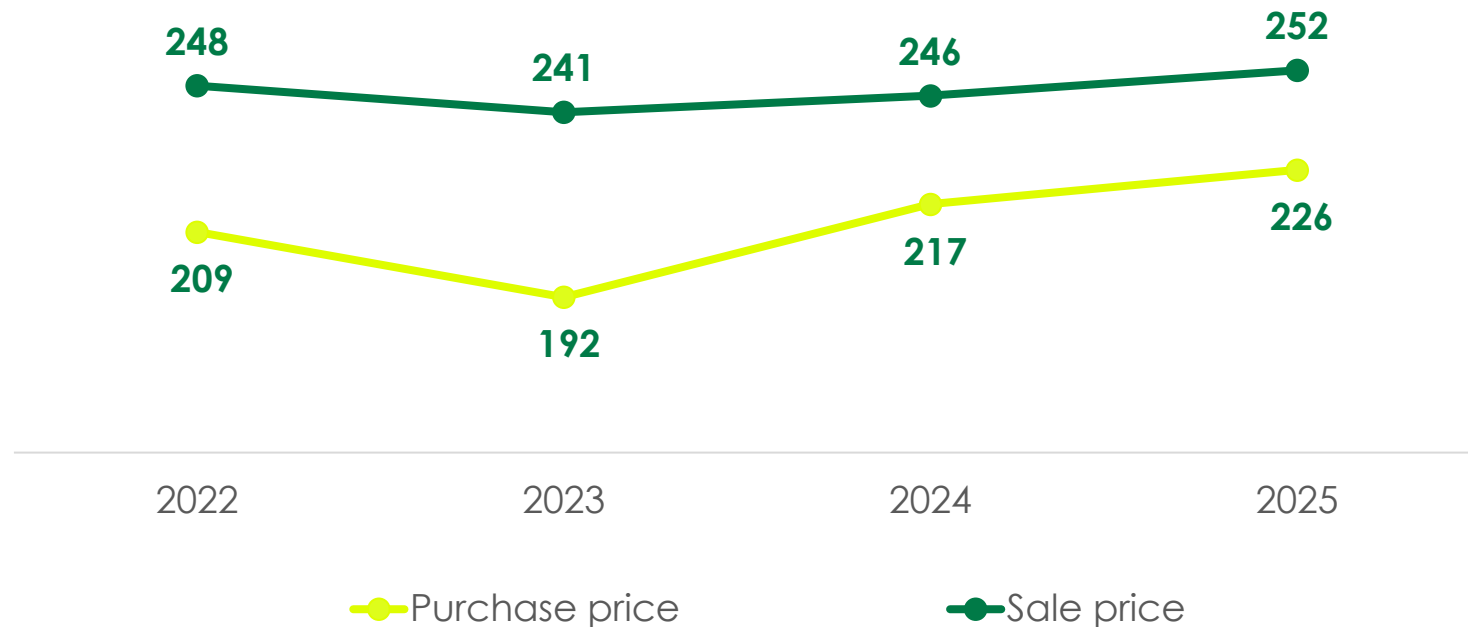
Correct analysis of the trend enables *taking of accurate decisions*



Trading strategy

Carefully planned and executed **trading strategy** leads to **good results** in terms of **purchase** and **sale** prices, and **margins**

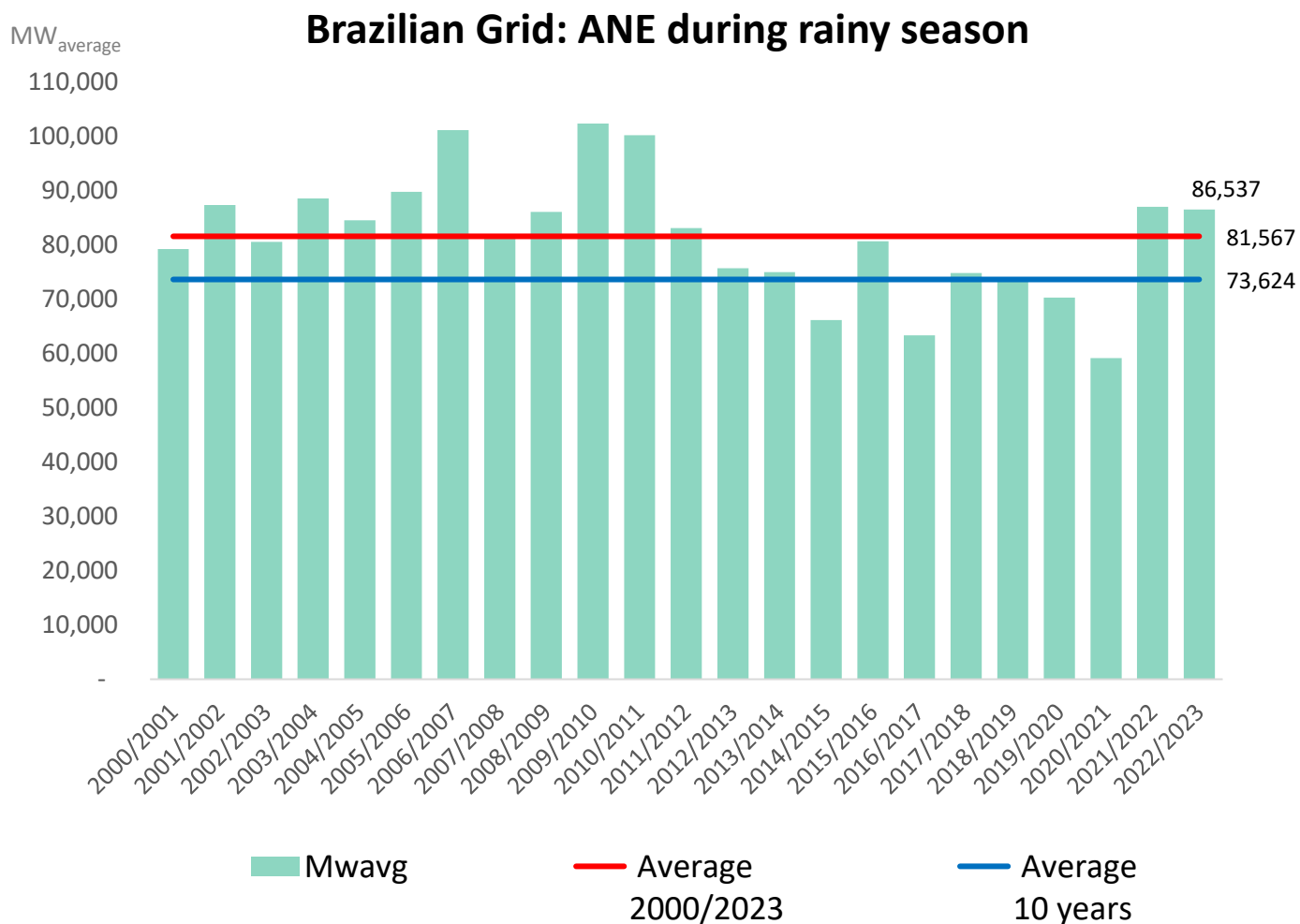
Purchase and sale prices – R\$/MWh



Note: Prices include taxes except for ICMS

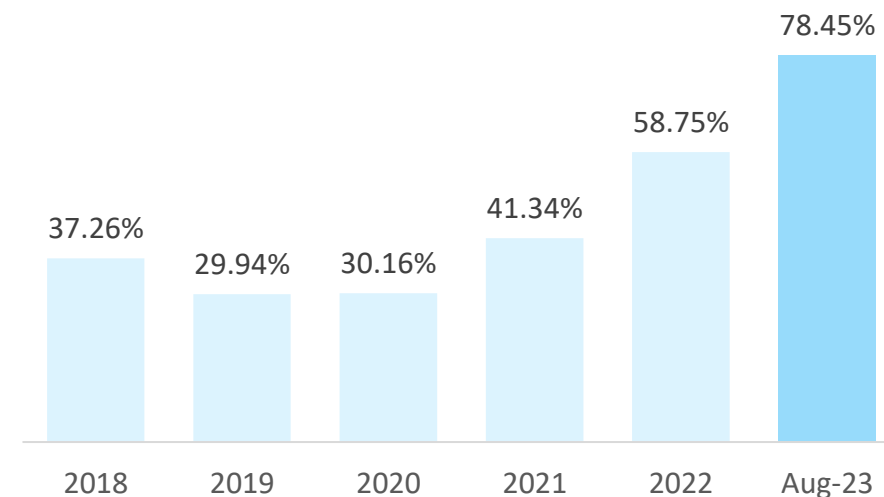
(*) Sale prices shown include purchases of conventional supply and incentive-bearing supply from outside parties.

Scale of the total Affluent Natural Energy in reservoirs of Brazil's National Grid



Useful volume stored in reservoirs

Total grid reservoir volume* (%)

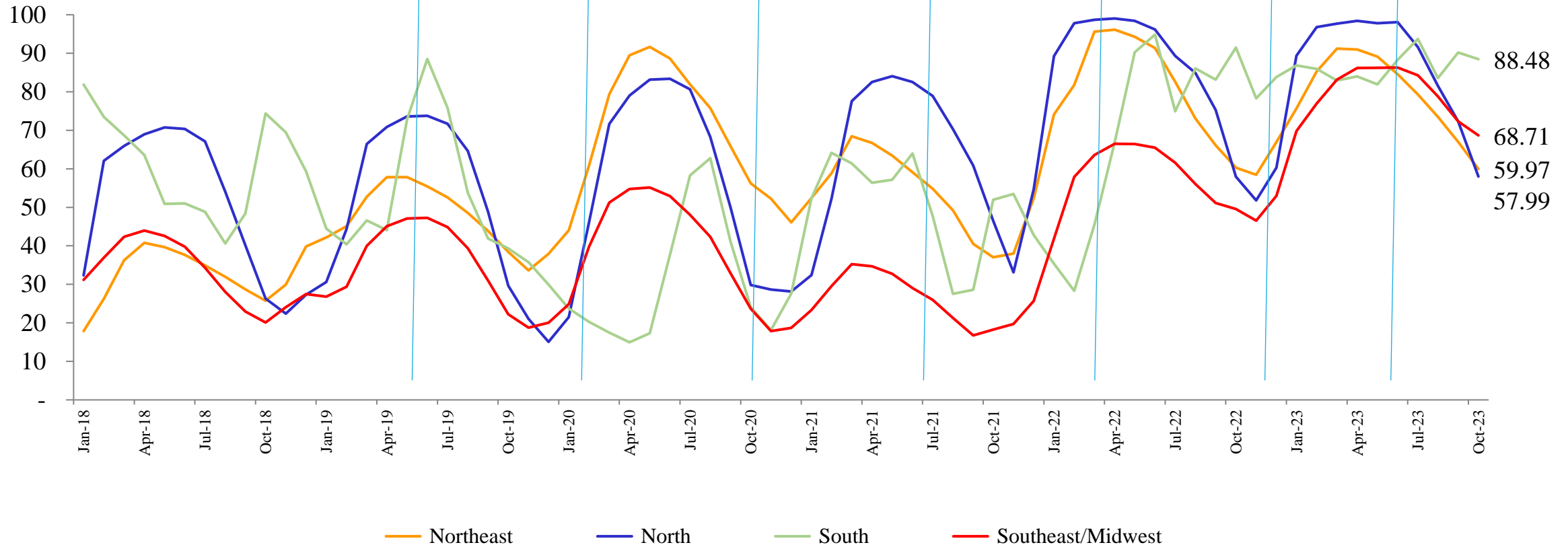


Source: [Brazilian National Grid](#)

* Sum of usable volumes of all reservoirs, and all generation plants with reservoirs, in the National Grid.

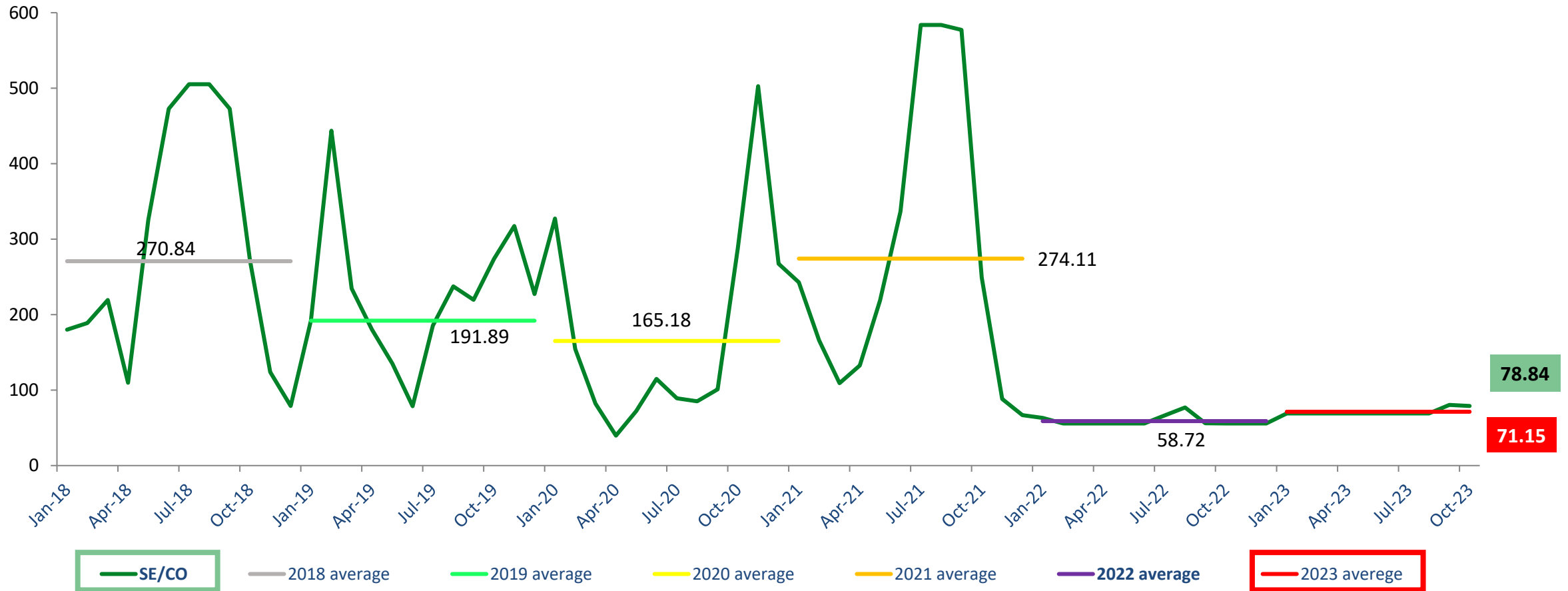
Level of reservoirs (%)

By region (%)*



Source: <http://www.ons.org.br>

Brazil: eletricity spot price – monthly average (R\$/MWh)





AMBITION



Focus on **investments** in:

- (i) **strengthening and enhancement** of the network,
- (ii) continuous **improvement** of **efficiency**;
- (i) increased **participation** in transmission in Minas Gerais – adding



STRATEGIC GUIDELINES



Strengthen the grid

Intensify strengthening and enhancement

of depreciated base through optimum investment (deadlines – low financing cost – returns above regulatory WACC)



Expand transmission in Minas

Expand portfolio of **transmission assets** in **Minas Gerais**, through

- (i) auctions
- (ii) project M&A



Manage expenses

Keep within regulatory limit for **PMSO** (personnel, materials, outsourced services and other) expenses:
operational efficiency



To be proactive with the regulator, speeding up the approval/launching of new projects

➤ RAP (Permitted Transmission Revenue) R\$ 2.02 billion for 2023–24

Cemig's own Permitted Annual Transmission Revenue (RAP) has been increased by 23.5%, as from July 2023, incorporating the effects of:

- ✓ inflation in the period,
- ✓ strengthening and improvement of the network, and
- ✓ reprofiling of its National Grid (RBSE) contribution.

Aneel Ratifying Resolution (REH) 3216/2023 (2023–2024 cycle)

Company	RAP* (R\$ '000)	% Cemig	Cemig (R\$ '000)	Expiration
Cemig	1,143,036	100.00%	1,143,036	
Cemig GT	1,045,366	100.00%	1,045,366	Dec. 2042
Cemig Itajubá	59,266	100.00%	59,266	Oct. 2030
Centroeste	29,268	100.00%	29,268	Mar. 2035
Sete Lagoas	9,136	100.00%	9,136	Jun. 2041
Taesa	4,052,200	21.68%	878,517	
TOTAL RAP			2,021,553	

*RAP including amounts of the Adjustment Portion.

REIMBURSEMENT FOR ASSETS – NATIONAL GRID**

R\$ '000 – per cycle	2020–2021	2021–2022	2022–2023	2023–2024	From
					2024-2025 to 2027-2028
Economic	144,547	144,547	144,547	144,375	28,514
Financial	332,489	88,662	129,953	275,556	275,556
TOTAL	477,036	233,209	274,499	419,931	304,070

** The figures for indemnity of National Grid components are included in the RAP of Cemig (first table).



Expand portfolio of Transmission in Minas Gerais through auctions



Cemig GT was the winner of Lot-1 of ANEEL's auction 2/2022

Lot-1 has important synergies and takes advantage of Cemig GT's existing operation and maintenance structure

LOT 1 - Details

RAP	16,9 million
Discount	48,05%
Localization	MG/ES
Extension	165 KM, 230 KV
CAPEX	199,3 million
Construction Period	60 months



AMBITION



- (i) Consolidate our position of **leadership** with final clients, bringing them to the center of all decisions, ensuring their satisfaction; (ii) achieve **sales volume** in the Free Market of **4.1 GW_{average}** in 2027, with
(iii) **gross margin** higher than the market average, adopting the best **risk management** practices in the sector



STRATEGIC GUIDELINES



Develop clientele

Seek growth in the **profitable** clients, offering superior **experience** to that of competitors



Pricing, trading skills

Trade energy at **competitive prices**, closing positions in the market at the appropriate moments



Risk management

Perfect the **best practices** for monitoring and managing **all material risks**, giving transparency



Digital organization

Develop **digital channels**; **adapt** the operational model



Products

Adapt the **supply of energy products**
– and consider other commodities



GA|MIG
Grupo Cemig



AMBITION



- (i) Increase **presence** of Gasmig in Minas Gerais;
- (ii) (ii) greater **transparency** of management and governance;
- (iii) make client the center of decisions, targeting **client satisfaction**, increasing **commercial efficiency**;
- (iv) increase **investments** to expand the network: capex of **R\$ 2.3 billion** by 2027



STRATEGIC GUIDELINES



IPO
Prepare Gasmig for IPO,
aiming for greater efficiency, efficacy and transparency of management.



Saturate use of network
Increase **saturation** of the existing network, **expanding the client base** in the urban segment

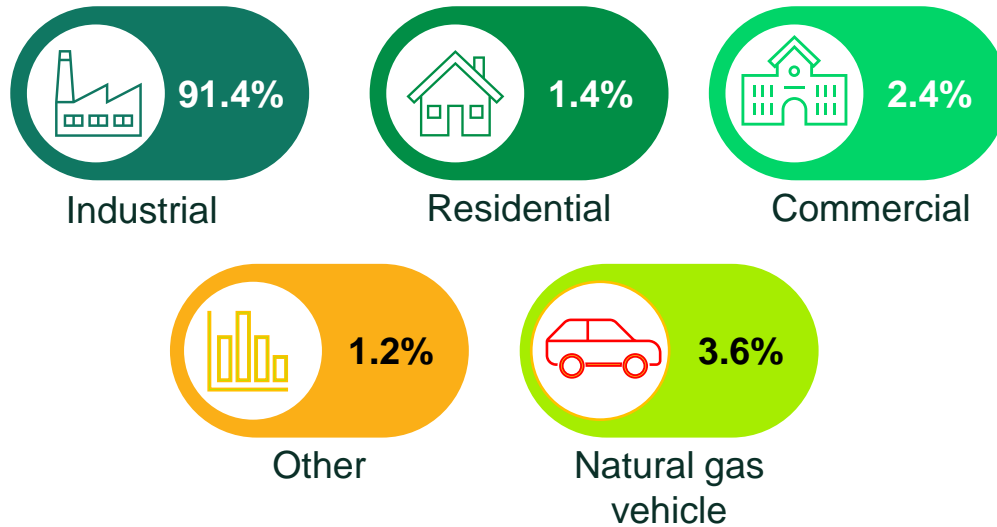


New network expansion
Expand the **HDPE** and **steel pipeline** network, reaching selected major urban centers, investing in service to large industrial clients

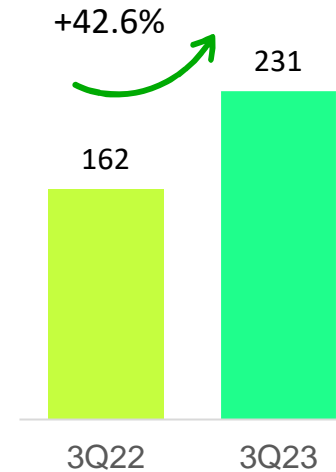


Migration > Trading
Observe migration of captive clients and leverage gains for Cemig trading company

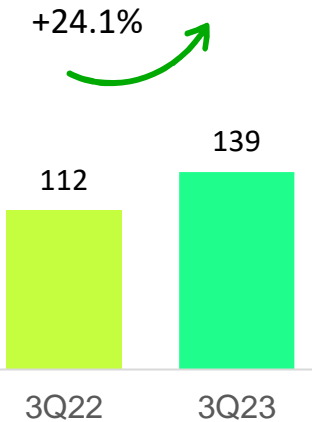
Segments served




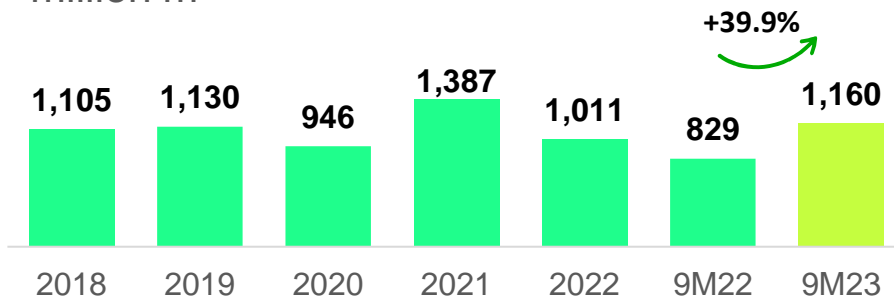
EBITDA



NET PROFIT



Natural gas volume | (sold + distributed) million m³



Higher net profit reflects:

- (i) higher volume of gas distributed; and a
- (ii) inclusion of regulatory assets in the tariff, which were constituted in previous quarters

The results of Gasmig's **second 5-year Tariff Review**, decided by the Minas Gerais Economic Development Department (SEDE), were published in **April 2022**:

In spite of the reduction averaging **10.05%** across all the consumer categories, we highlight:

- ✓ WACC reduced from **10.02% p.a.** to **8.71% p.a.**
- ✓ Regulatory Ebitda for 2022: **R\$ 620 million**
- ✓ Net Remuneration Base (BRL): **R\$ 3,480 million**
- ✓ Cost of PMSO was recognized in full by the regulator.



Gasmig's concession contract is valid until the year 2053

CEMIG

sim



AMBITION



Achieve important **position** in distributed generation in the state of Minas Gerais, (i) **focus** on excellence in attention to the client, (ii) **investing R\$ 3.2 bn** (2027) in verticalized **solar farm projects** (equivalent to 540 MWp), with (iii) **IRR** equivalent to the market average; (iv) – achieving significant **market share** (~38% in 2027)



STRATEGIC GUIDELINES

WHERE TO PLAY

Focus on **Minas Gerais**
Operate only in **solar** farms (verticalized operator).
Other products and services: less priority.
Evolve a majority-stockholder **model**

HOW to WIN?

Develop solar farm projects in DG, organically

Establish **digitalized model for trading, and optimized client service**,
– operating with minimum viable structure

Ensure that the **model for entry into DG is long-term sustainable** (i.e. benefits appropriately included in the tariff model)

100% Renewable source

- Subscription Solar Energy
- Construction of solar power plants

Sustainability

- More than 22 thousand tons of CO2 avoided since the beginning of our operations in 2019
- More than R\$ 53 million saved by our customers, in the period

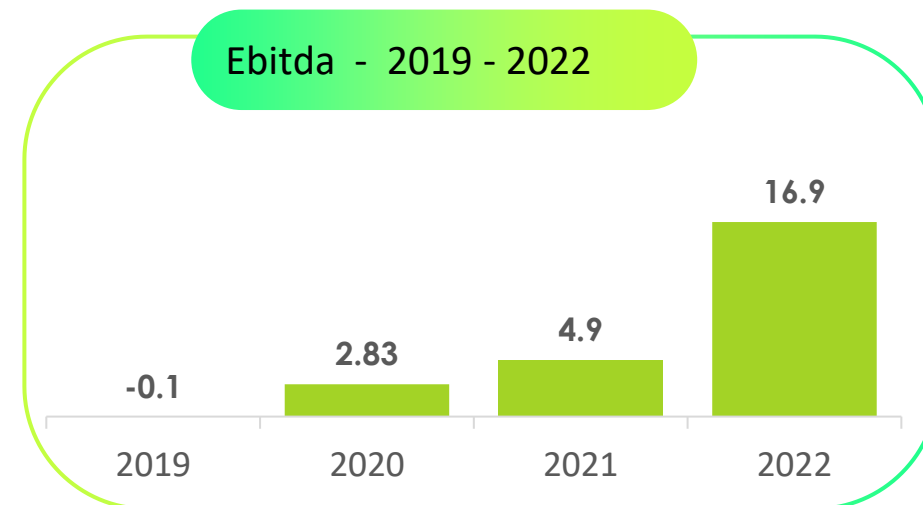
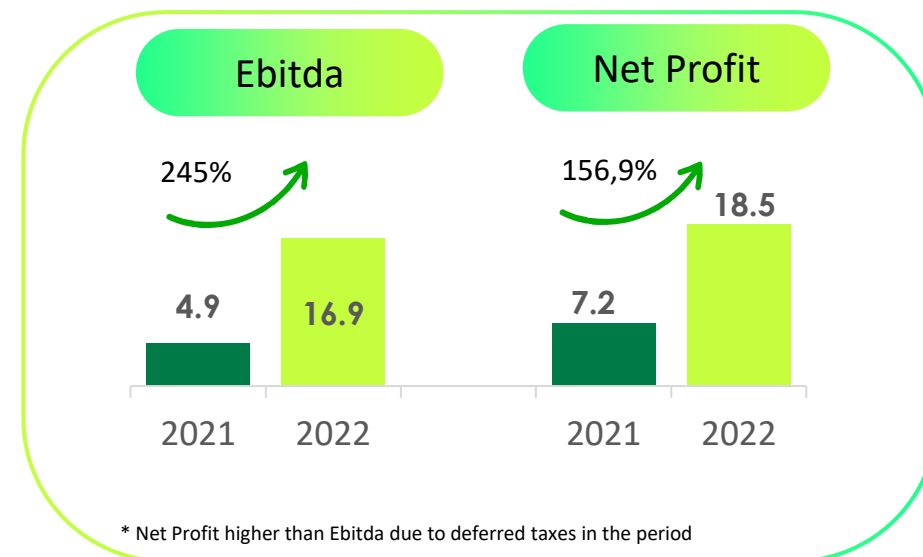
Guarantee of 100% clean and renewable energy

Requirements - Compliance with the demanding standards of the GHG Protocol, CDP and other standards

Market - Meeting the new requirements

Traceable - Complete traceability tool for renewable energy generation

Certification - Declaration of commercialization of renewable energy



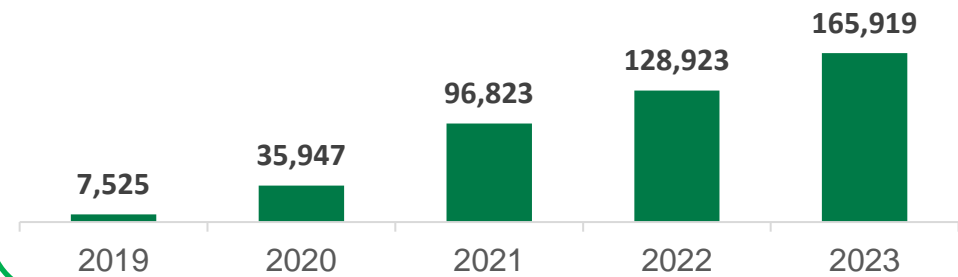
Number of generation plants

- In operation – 19
- In construction – 51
- In development – 3 (floating)

Installed capacity

- In operation – 52 MWp
- In construction – 168 MWp
- In development – 274 MWp (floating)

Evolution of injected energy (MWh/year)



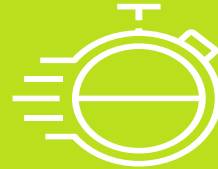
Competitive tenders completed for construction of 23 solar plants, coming into operation gradually from 2024 – adding 89 MWp, for estimated R\$ 412 million capex





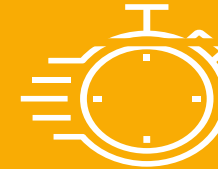
ACHIEVED

- Opex below regulatory limit (annual basis)
- Non-technical losses – below regulatory level
- Strengthening of Cemig D's investment program



IN PROGRESS

- Divestment of non-strategic assets
- Digital transformation and investment in technology
- Investment in renewable Generation sources
- Growth in retail electricity sales
- Bonds Liability Management



FUTURE CHALLENGES AND OPPORTUNITIES

- Investment in renewable floating Generation sources - DG
- Renewals of concessions

WHY INVEST IN CEMIG?



Brazil's largest integrated power company



Turnaround already reflecting in the results



Solid expansion plan with well-defined goals



Robust governance, with clear accountability for results



Dividend policy with a minimum payout of 50%



Customer focus, competitiveness and efficiency





Investor Relations

Telephone +55 31 3506-5024

ri@cemig.com.br

<http://ri.cemig.com.br>